FgArea: ['0']
NC11 P1
2026-01-29 (Day 127)

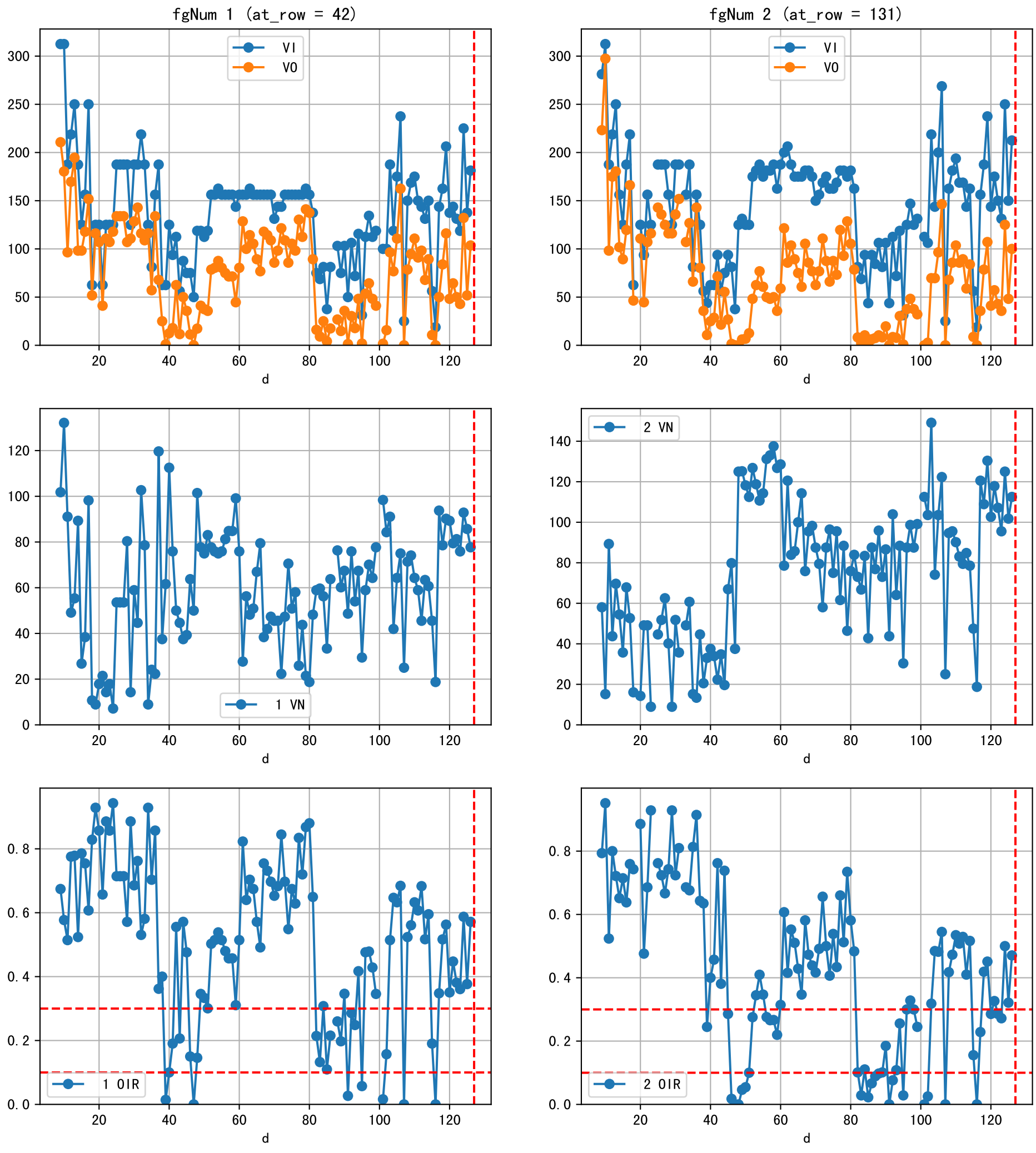
fgNum 1 (at_row = 42)
fgNum 2 (at_row = 131)
VI
VO
1 VN
2 VN
1 OIR
2 OIR
d

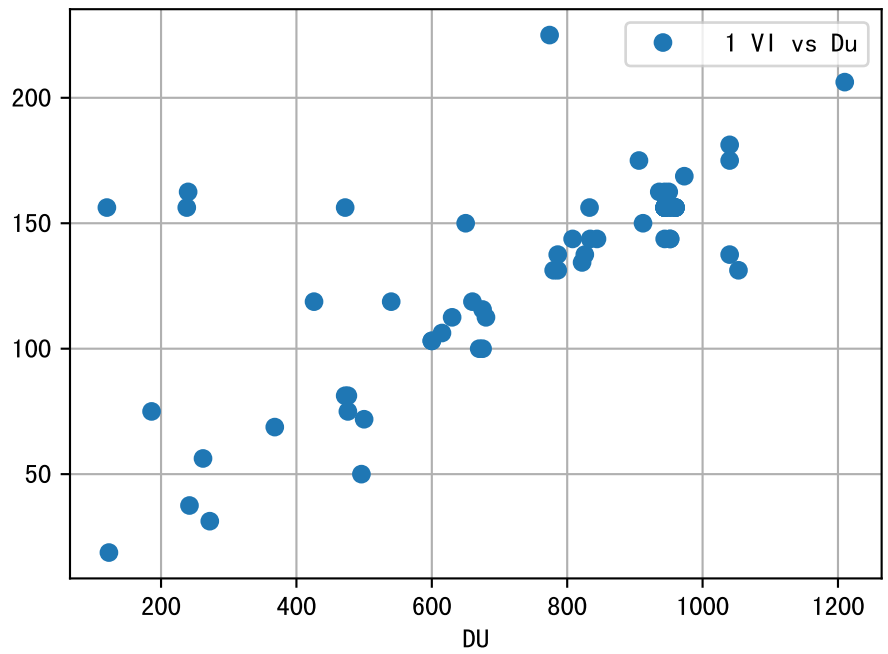
1 VI vs Du
DU

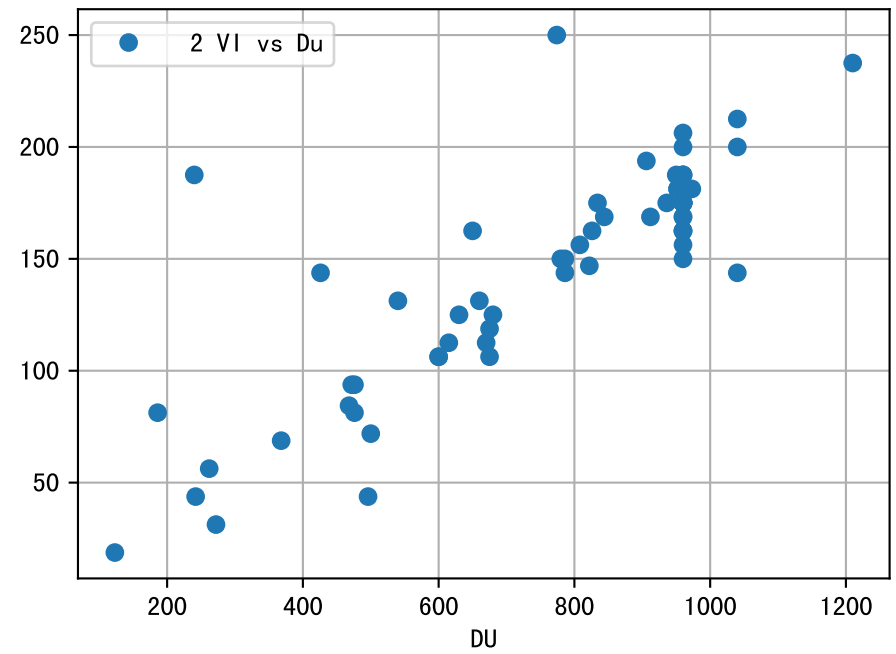
2 VI vs Du
DU

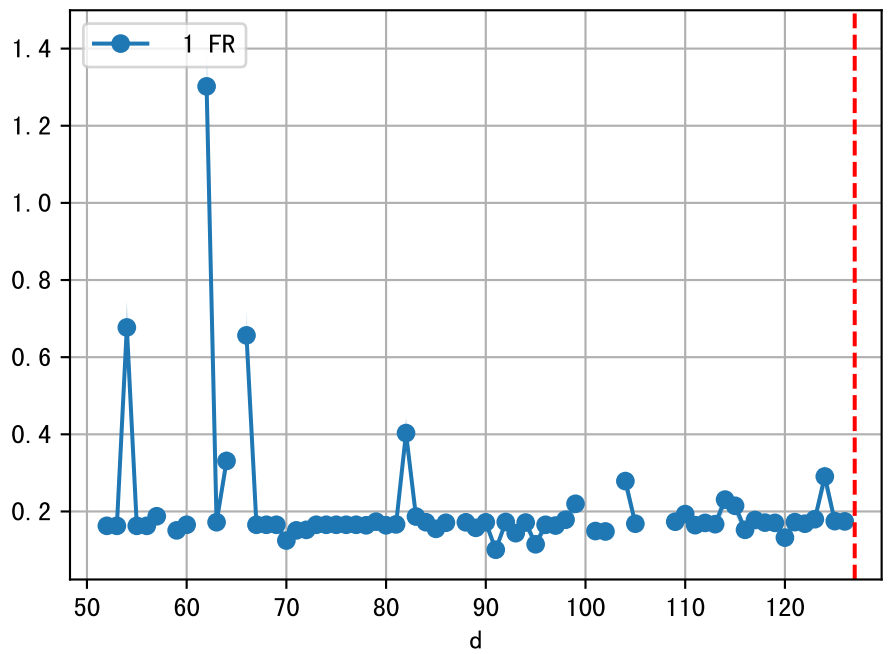
1 FR
d

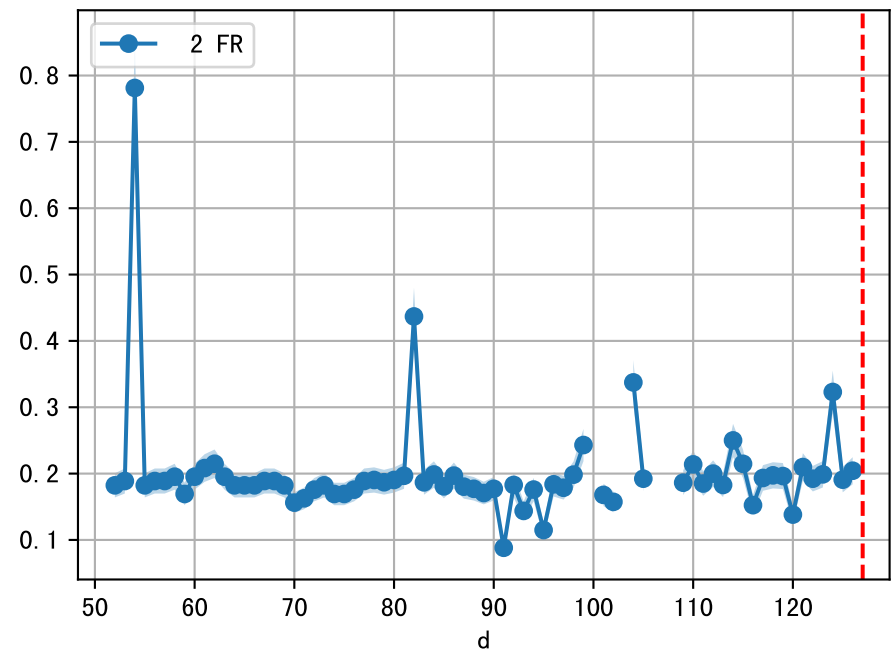
2 FR
d

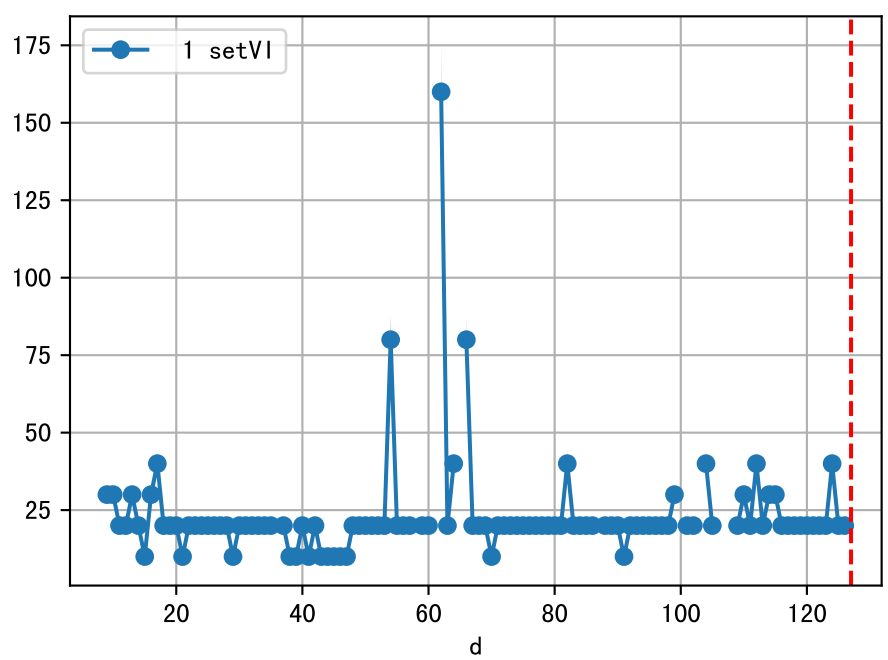
1 setVI
d

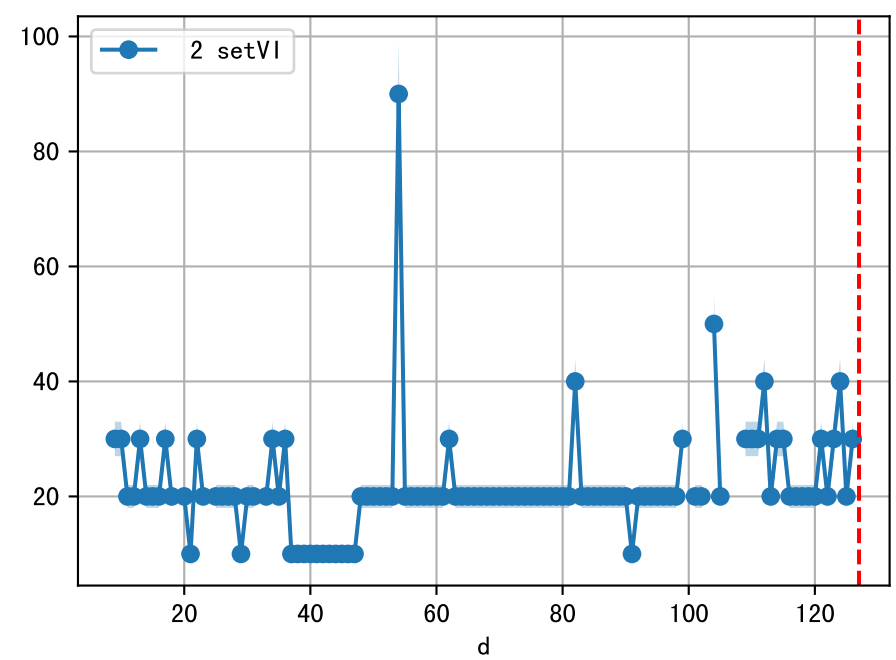
2 setVI
d

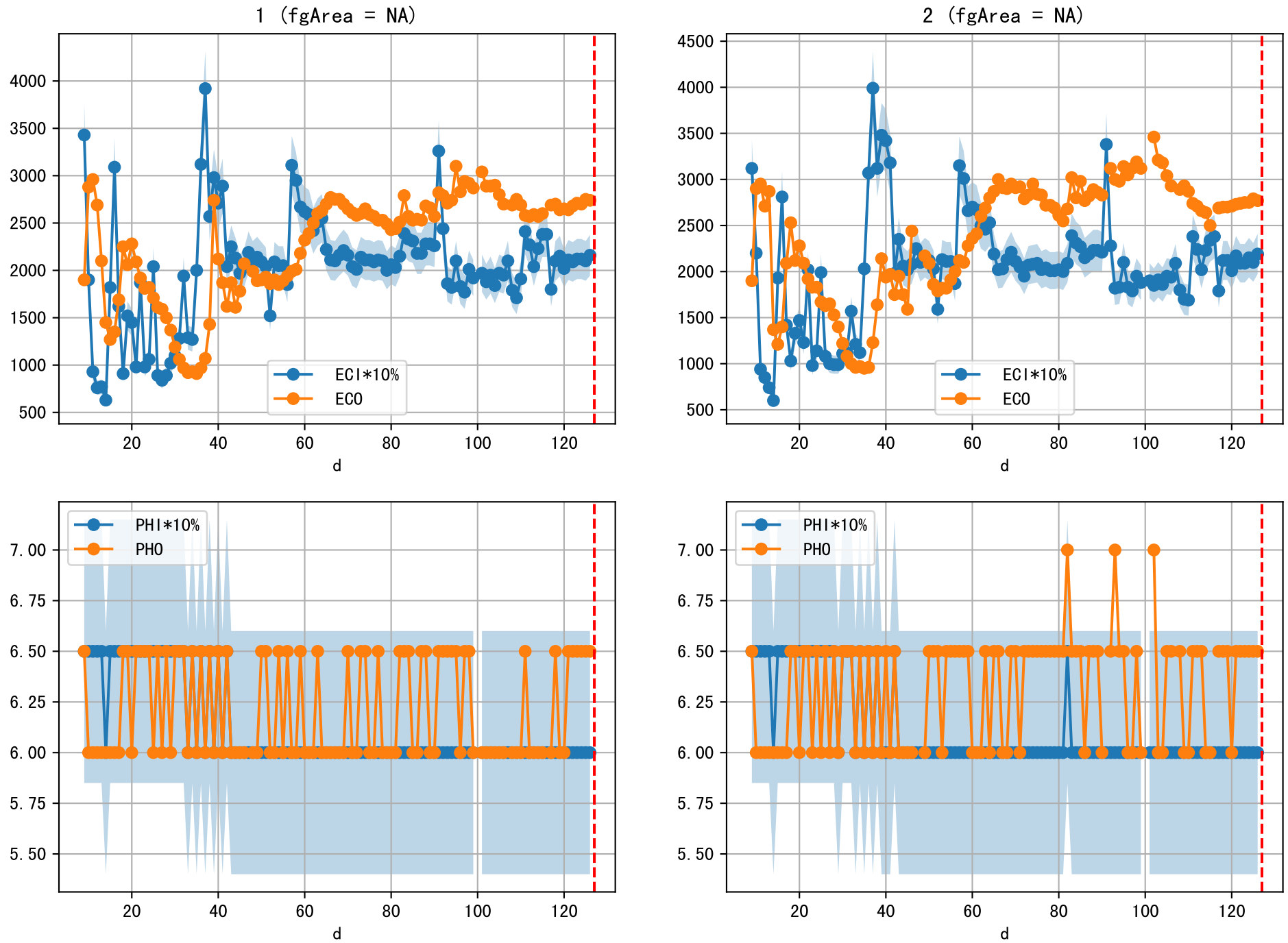
1 (fgArea = NA)
2 (fgArea = NA)
ECI*10%
ECO
PHI*10%
PHO
d

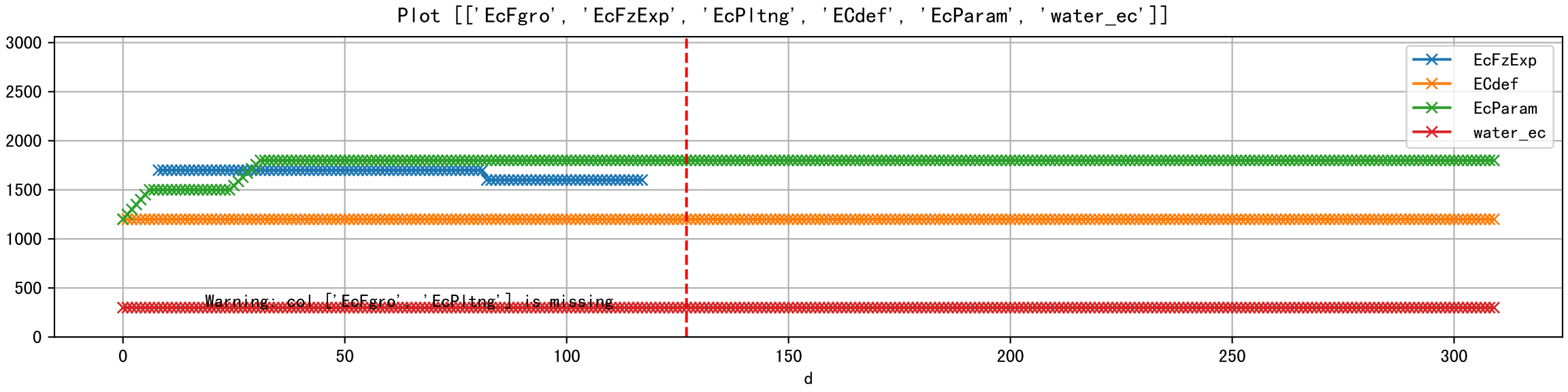
Plot [['EcFgro', 'EcFzExp', 'EcPltng', 'ECdef', 'EcParam', 'water_ec']]
EcFzExp
ECdef
EcParam
water_ec
Warning: col ['EcFgro', 'EcPltng'] is missing
3000
2500
2000
1500
1000
500
0
0
50
100
150
200
250
300
d

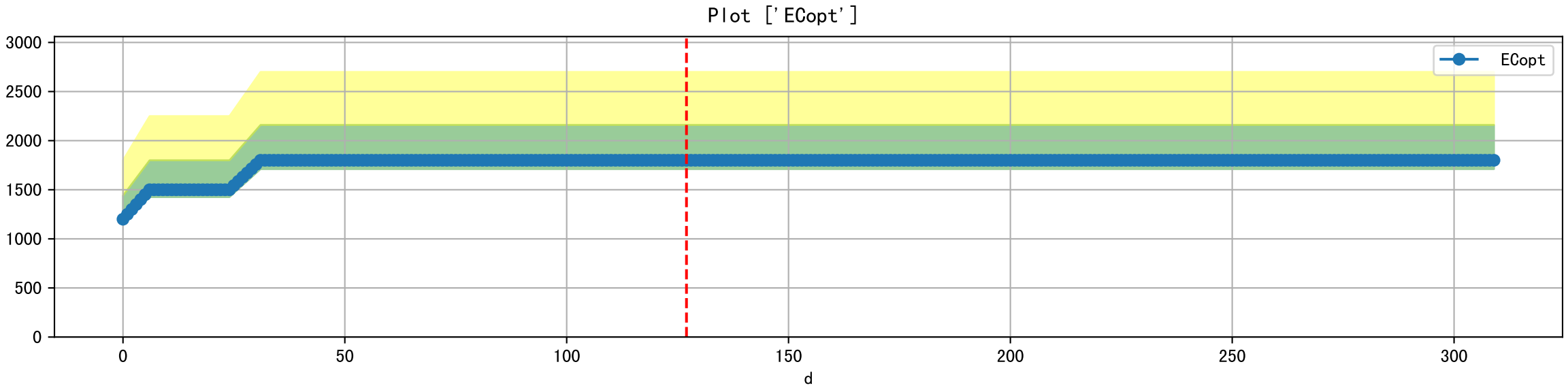
Plot ['ECopt']
ECopt
3000
2500
2000
1500
1000
500
0
0
50
100
150
200
250
300
d

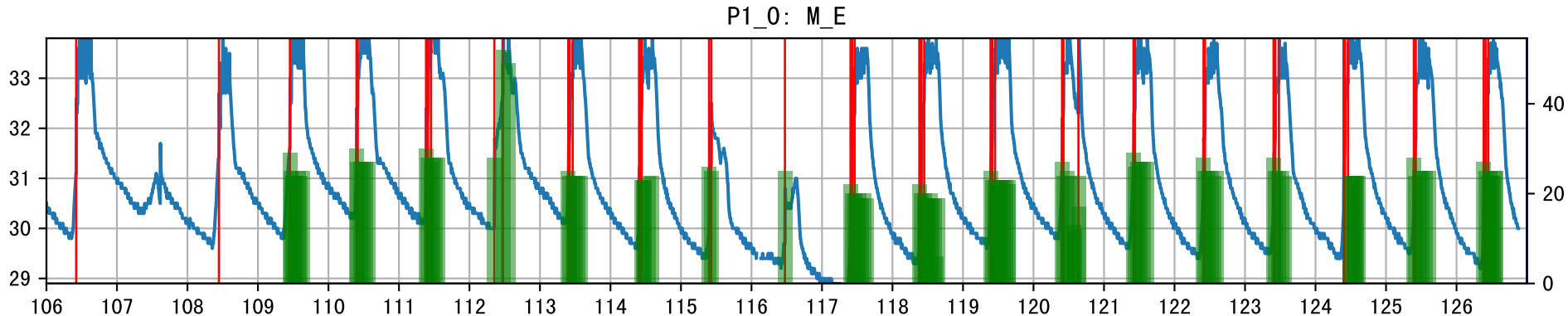
P1_O: M_E
33
32
31
30
29
40
20
0
106
107
108
109
110
111
112
113
114
115
116
117
118
119
120
121
122
123
124
125
126

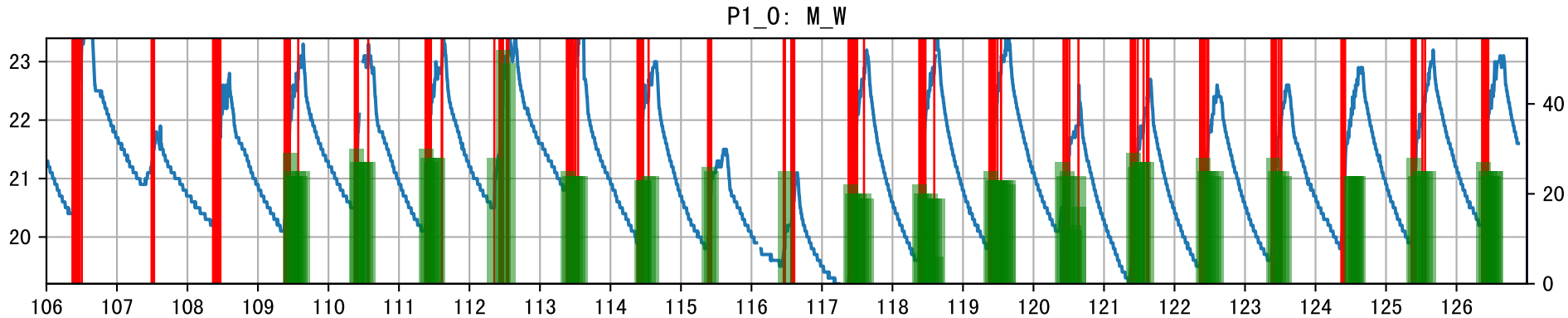
P1_O: M_W
23
22
21
20
40
20
0
106
107
108
109
110
111
112
113
114
115
116
117
118
119
120
121
122
123
124
125
126

Plot Sensor and FgRec Data

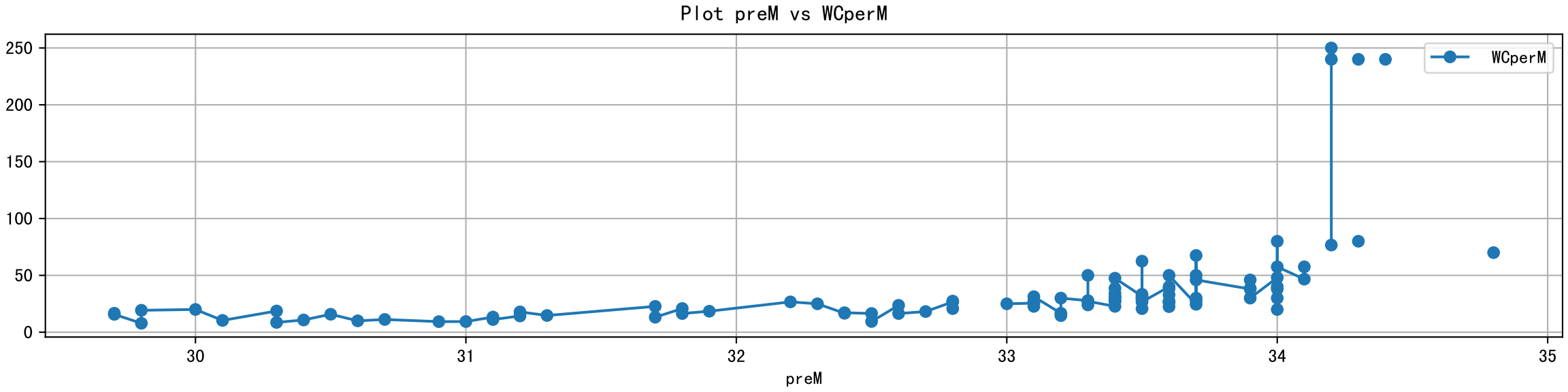
Plot preM vs WCperM
WCperM
250
200
150
100
50
0
30
31
32
33
34
35
preM

Plot [['ETcA_VN', 'ETcA_ws'], ['ETcB_VN', 'ETcB_ws']]

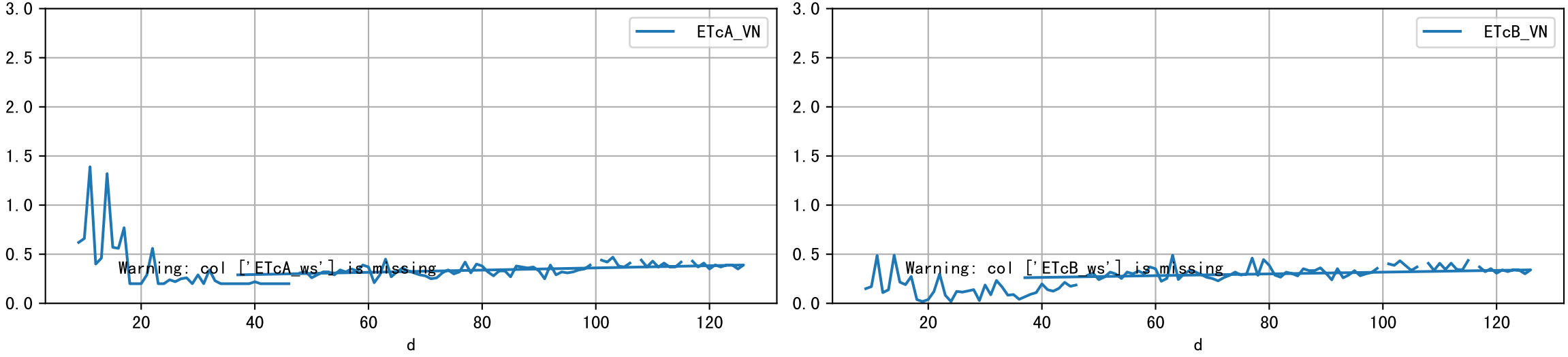

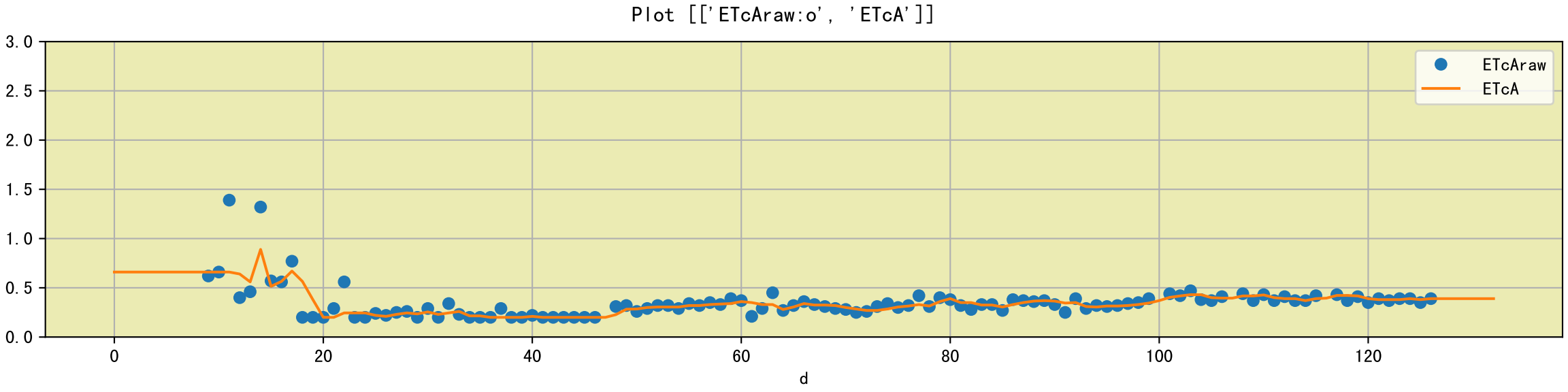
Plot [['ETcAraw:o', 'ETcA']]
ETcAraw
ETcA
3.0
2.5
2.0
1.5
1.0
0.5
0.0
0
20
40
60
80
100
120
d

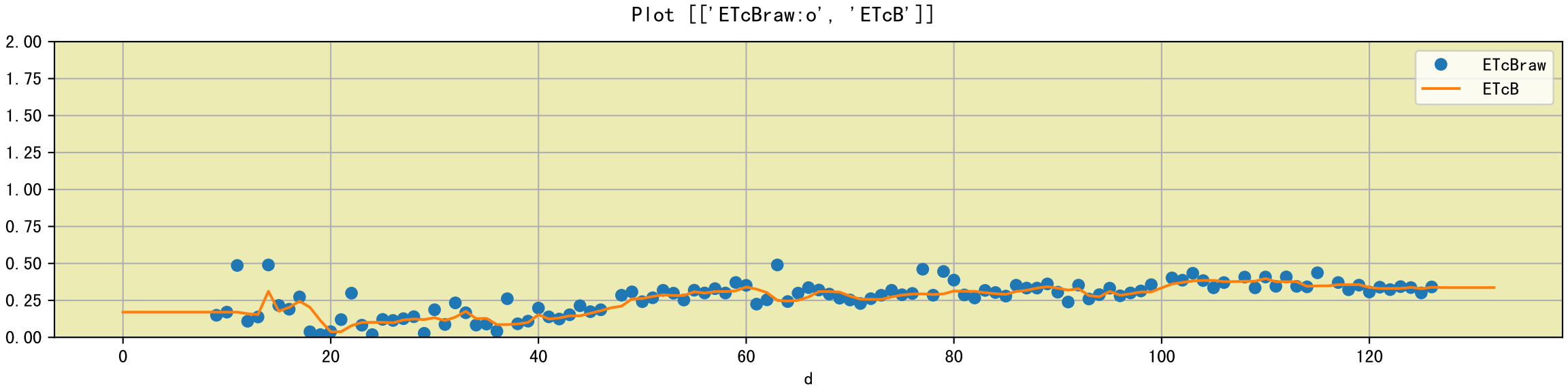
Plot [['ETcBraw:o', 'ETcB']]
ETcBraw
ETcB
2.00
1.75
1.50
1.25
1.00
0.75
0.50
0.25
0.00
0
20
40
60
80
100
120
d

l'], ['T', 'optT'], ['RH', 'optRH'], ['ETcl', 'optETcl'], ['ETcldef', 'optETcldef'], ['ETol', 'optETol'], 'LAI', ['optEtRate', 'optEtRateDef', '

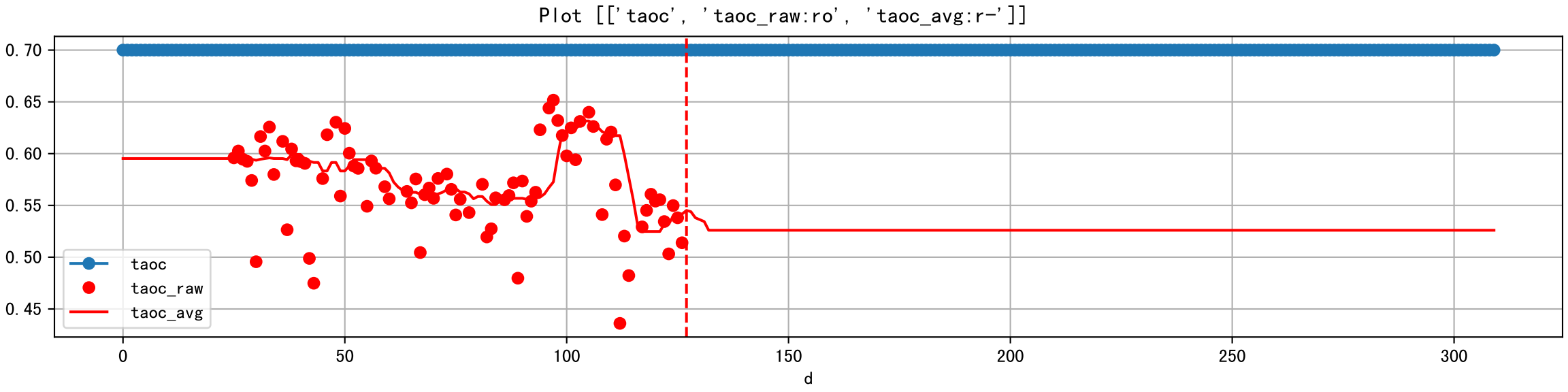
Plot [['taoc', 'taoc_raw:ro', 'taoc_avg:r-']]
0.70
0.65
0.60
0.55
0.50
0.45
0
50
100
150
200
250
300
d
taoc
taoc_raw
taoc_avg

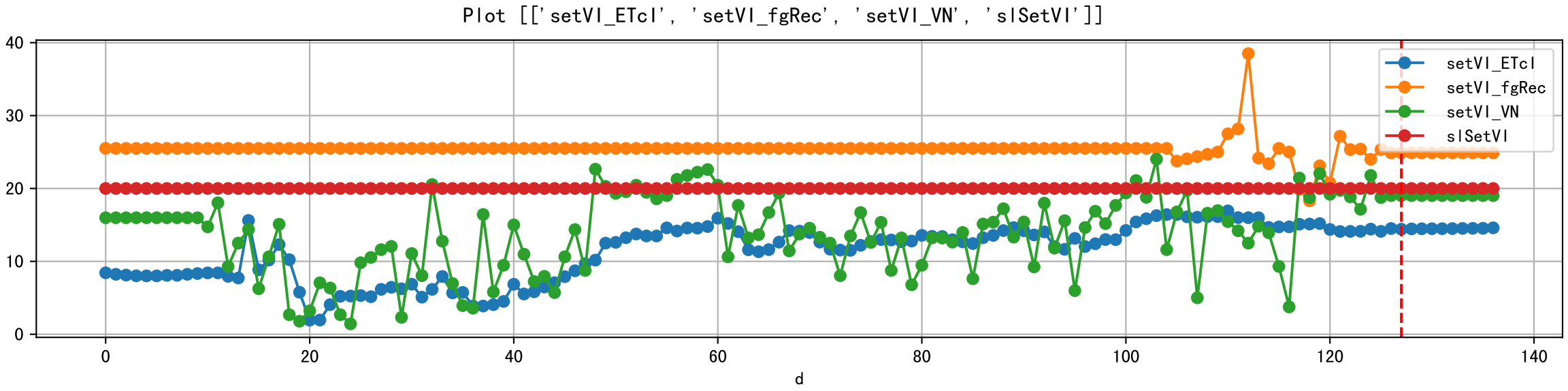
Plot [['setVI_ETcl', 'setVI_fgRec', 'setVI_VN', 'slSetVI']]
setVI_ETcl
setVI_fgRec
setVI_VN
slSetVI
0
10
20
30
40
0
20
40
60
80
100
120
140
d

Plot ['VI_pcterr', 'VO_pcterr', 'VN_pcterr']

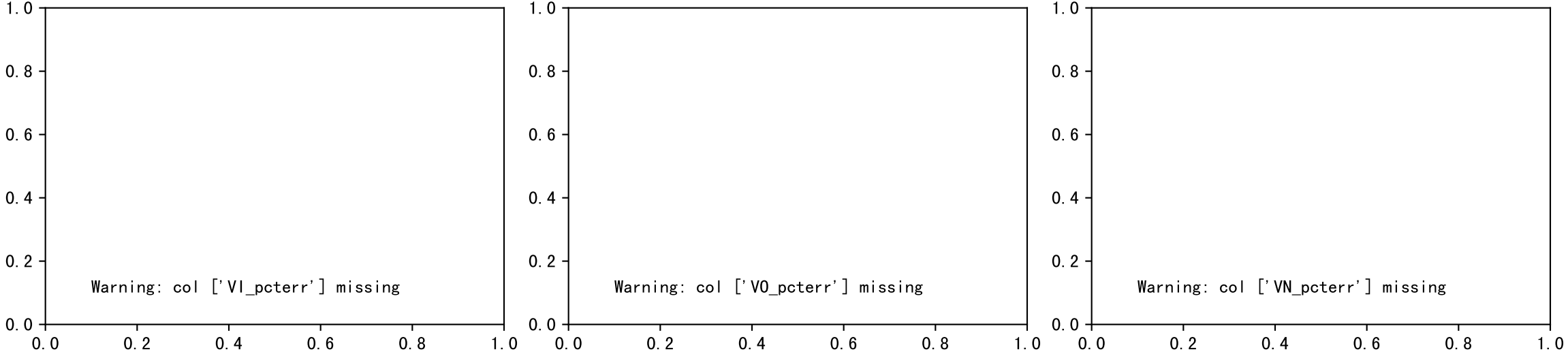

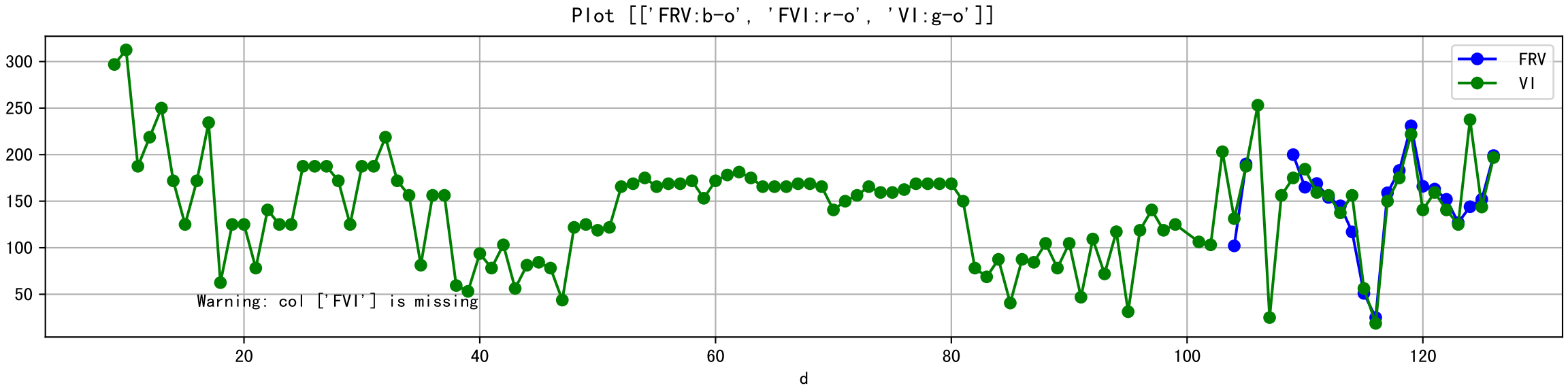
Plot [['FRV:b-o', 'FVI:r-o', 'VI:g-o']]
FRV
VI
Warning: col ['FVI'] is missing
300
250
200
150
100
50
20
40
60
80
100
120
d

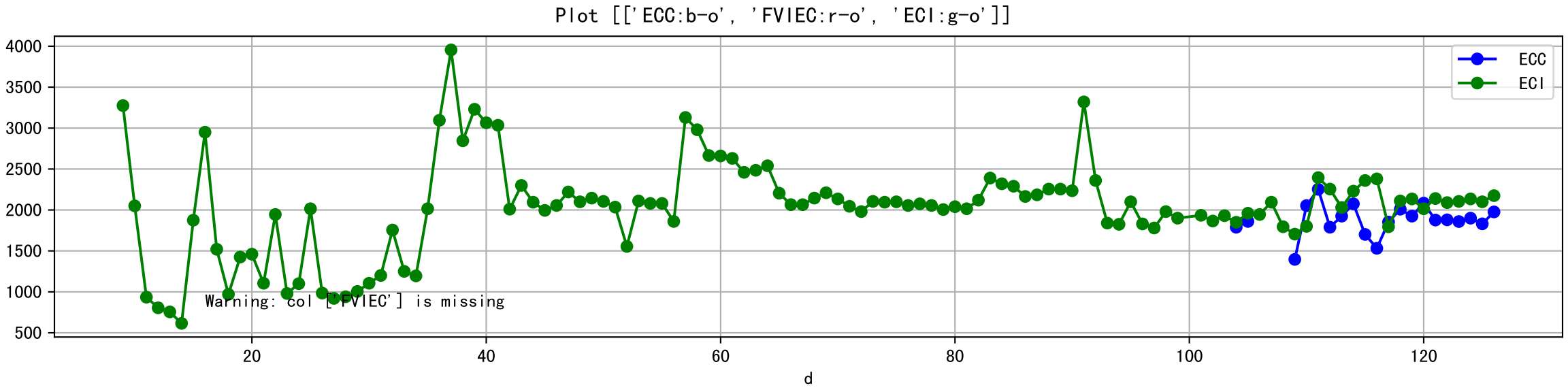
Plot [['ECC:b-o', 'FVIEC:r-o', 'ECI:g-o']]
ECC
ECI
Warning: col ['FVIEC'] is missing
4000
3500
3000
2500
2000
1500
1000
500
20
40
60
80
100
120
d

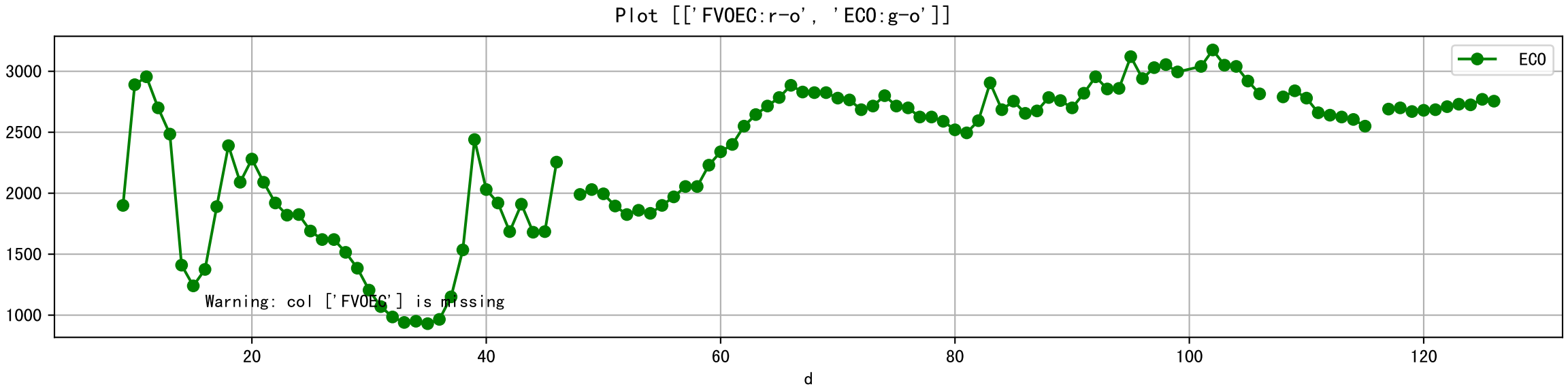
Plot [['FVOEC:r-o', 'ECO:g-o']]
ECO
Warning: col ['FVOEC'] is missing
3000
2500
2000
1500
1000
20
40
60
80
100
120
d

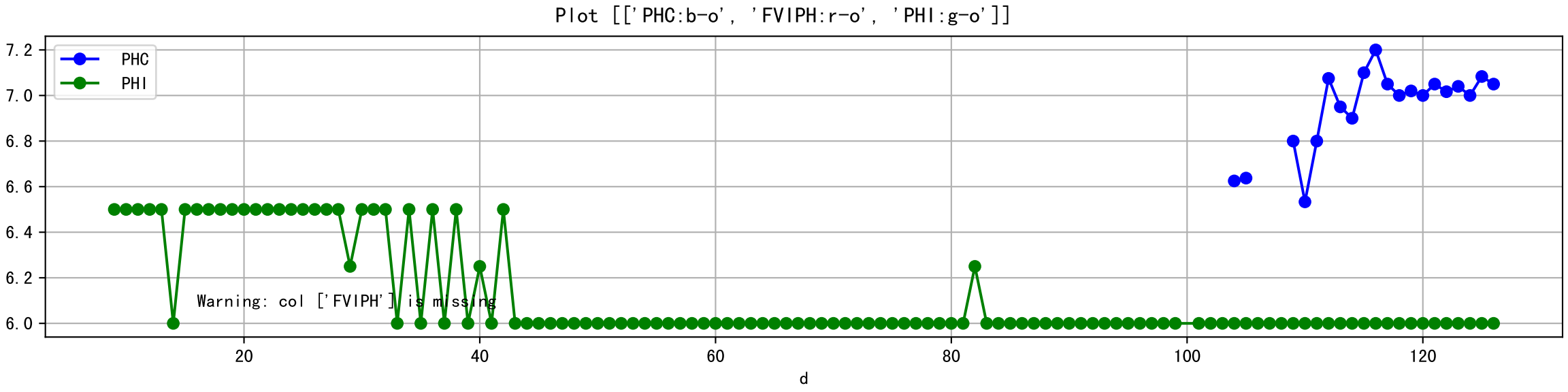
Plot [['PHC:b-o', 'FVIPH:r-o', 'PHI:g-o']]
PHC
PHI
Warning: col ['FVIPH'] is missing
7.2
7.0
6.8
6.6
6.4
6.2
6.0
20
40
60
80
100
120
d

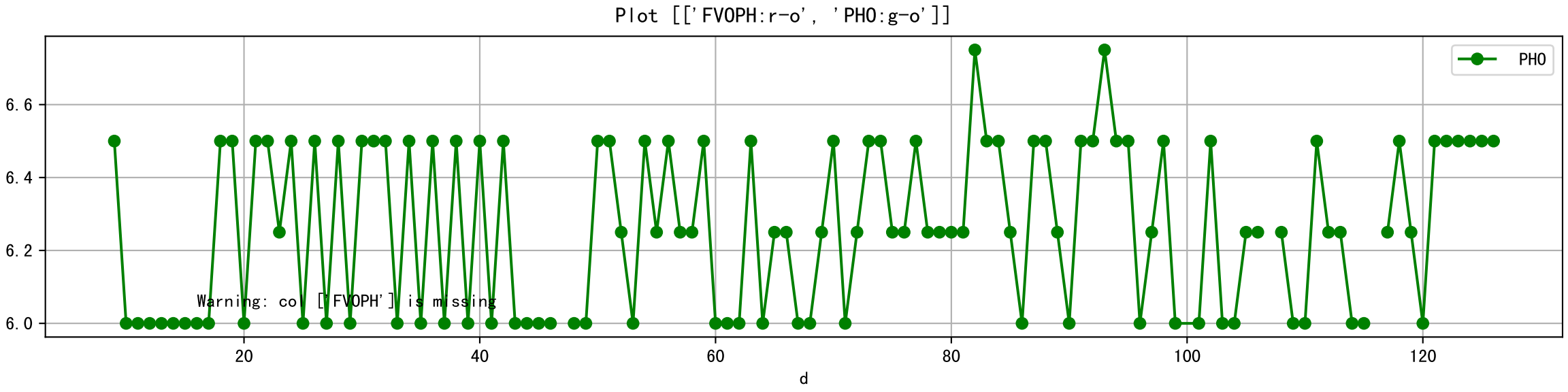
Plot [['FVOPH:r-o', 'PHO:g-o']]
PHO
Warning: col ['FVOPH'] is missing
6.0
6.2
6.4
6.6
20
40
60
80
100
120
d

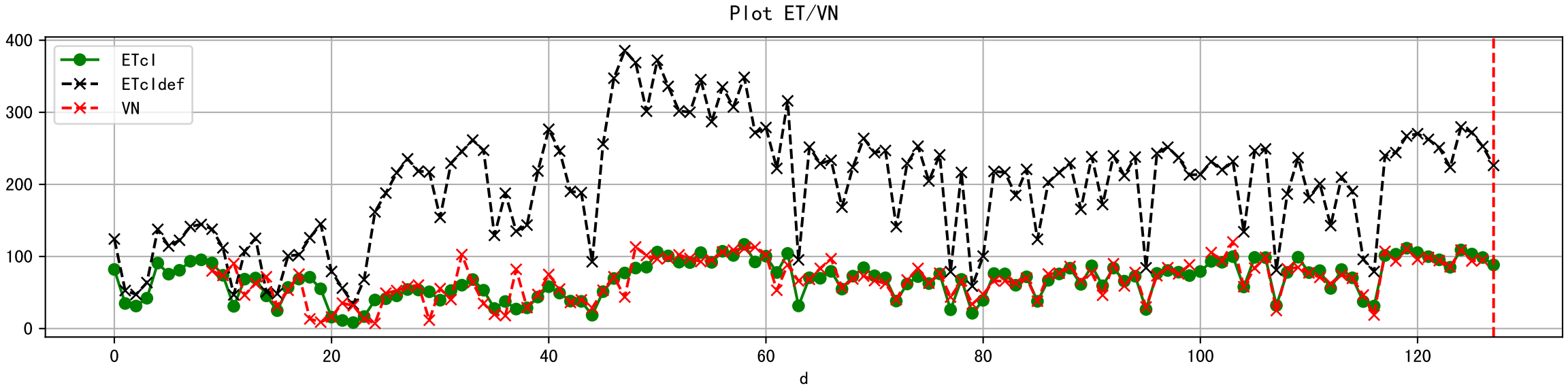
Plot ET/VN
ETcl
ETcldef
VN
400
300
200
100
0
0
20
40
60
80
100
120
d

Plot Fv and fertilizer usage

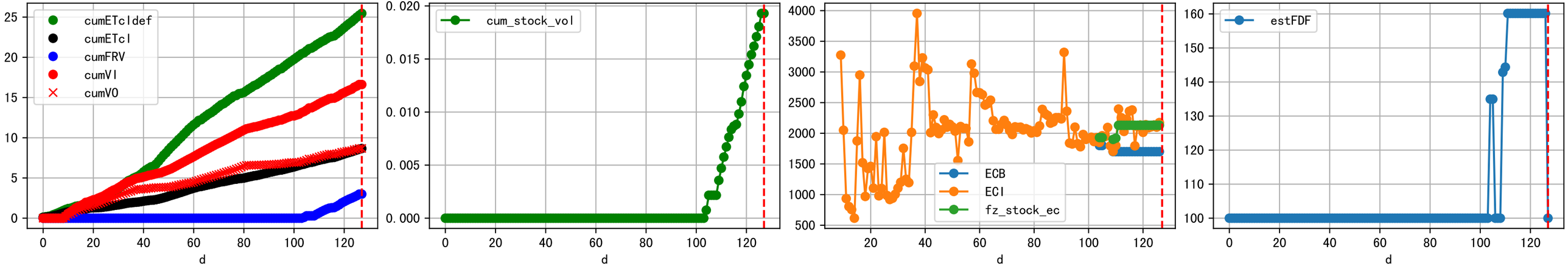

Fertilizer Range Source: kerleyL, kerleyH, UnivFL, TNAI, Haifa

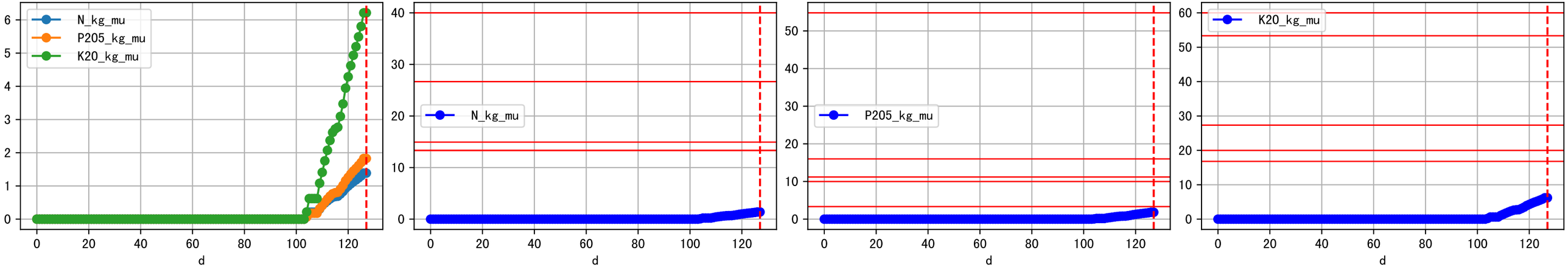

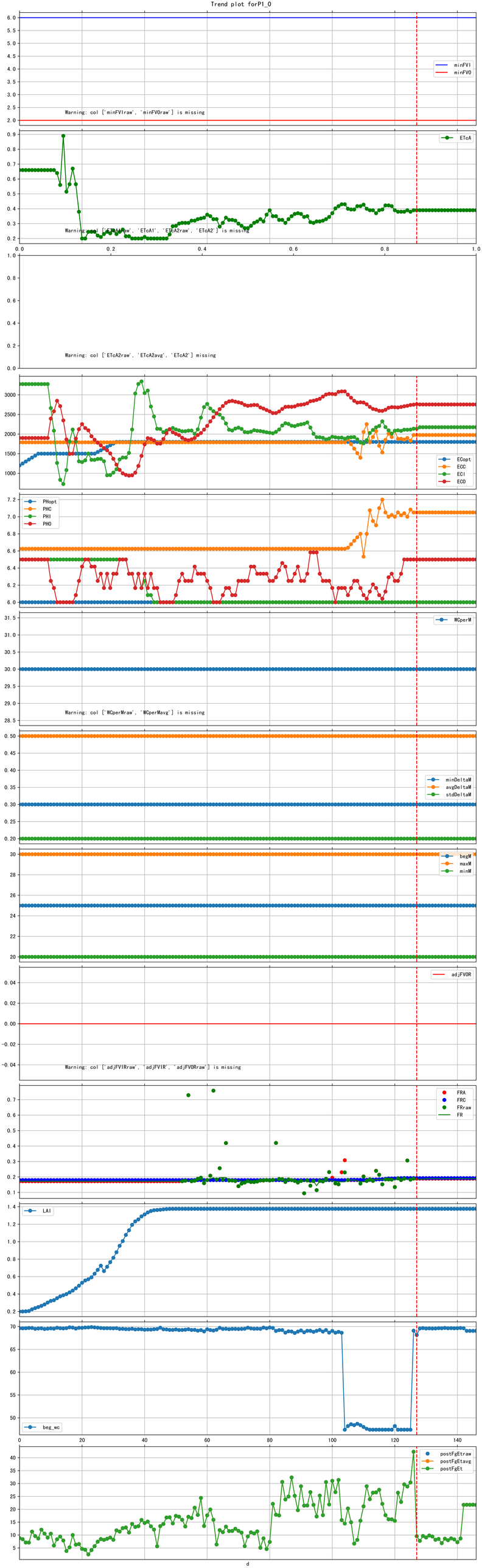
Trend plot forP1_0
minFVI
minFVO
Warning: col ['minFVIraw', 'minFVOraw'] is missing
ETcA
Warning: col ['ETcA1raw', 'ETcA1', 'ETcA2raw', 'ETcA2'] is missing
Warning: col ['ETcA2raw', 'ETcA2avg', 'ETcA2'] missing
ECopt
ECC
ECI
ECO
PHopt
PHC
PHI
PHO
WCperM
Warning: col ['WCperMraw', 'WCperMavg'] is missing
minDeltaM
avgDeltaM
stdDeltaM
begM
maxM
minM
adjFVOR
Warning: col ['adjFVIRraw', 'adjFVIR', 'adjFVORraw'] is missing
FRA
FRC
FRraw
FR
LAI
beg_wc
postFgEtraw
postFgEtavg
postFgEt
d

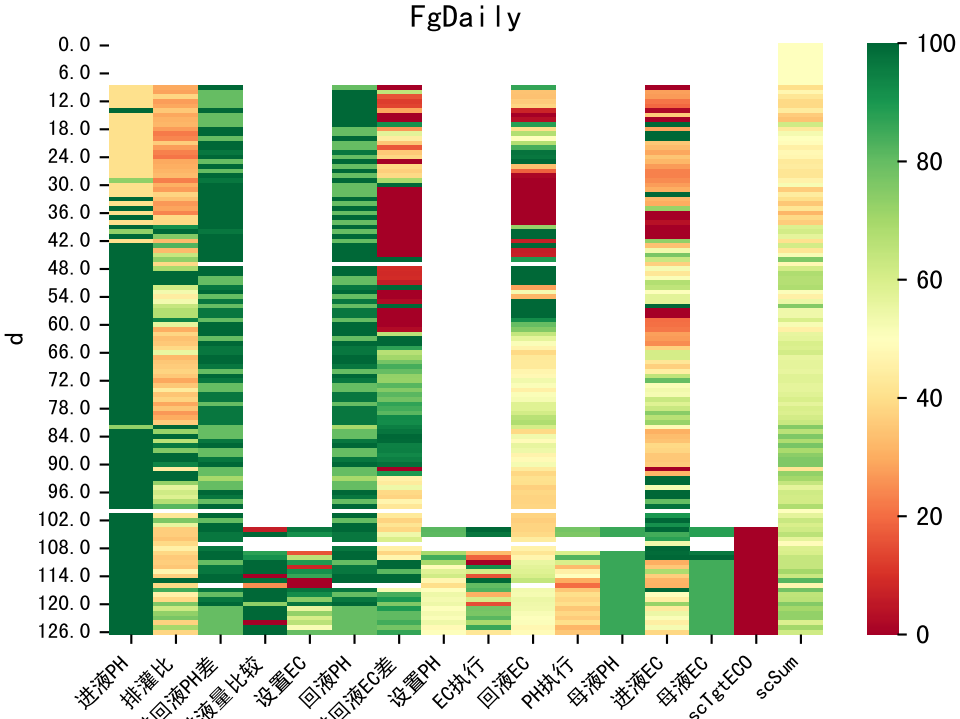
FgDaily
d
0.0
6.0
12.0
18.0
24.0
30.0
36.0
42.0
48.0
54.0
60.0
66.0
72.0
78.0
84.0
90.0
96.0
102.0
108.0
114.0
120.0
126.0
进液PH
排灌比
回液PH差
液量比较
设置EC
回液PH
回液EC差
设置PH
EC执行
回液EC
PH执行
母液PH
进液EC
母液EC
scTgtEC0
scSum
100
80
60
40
20
0

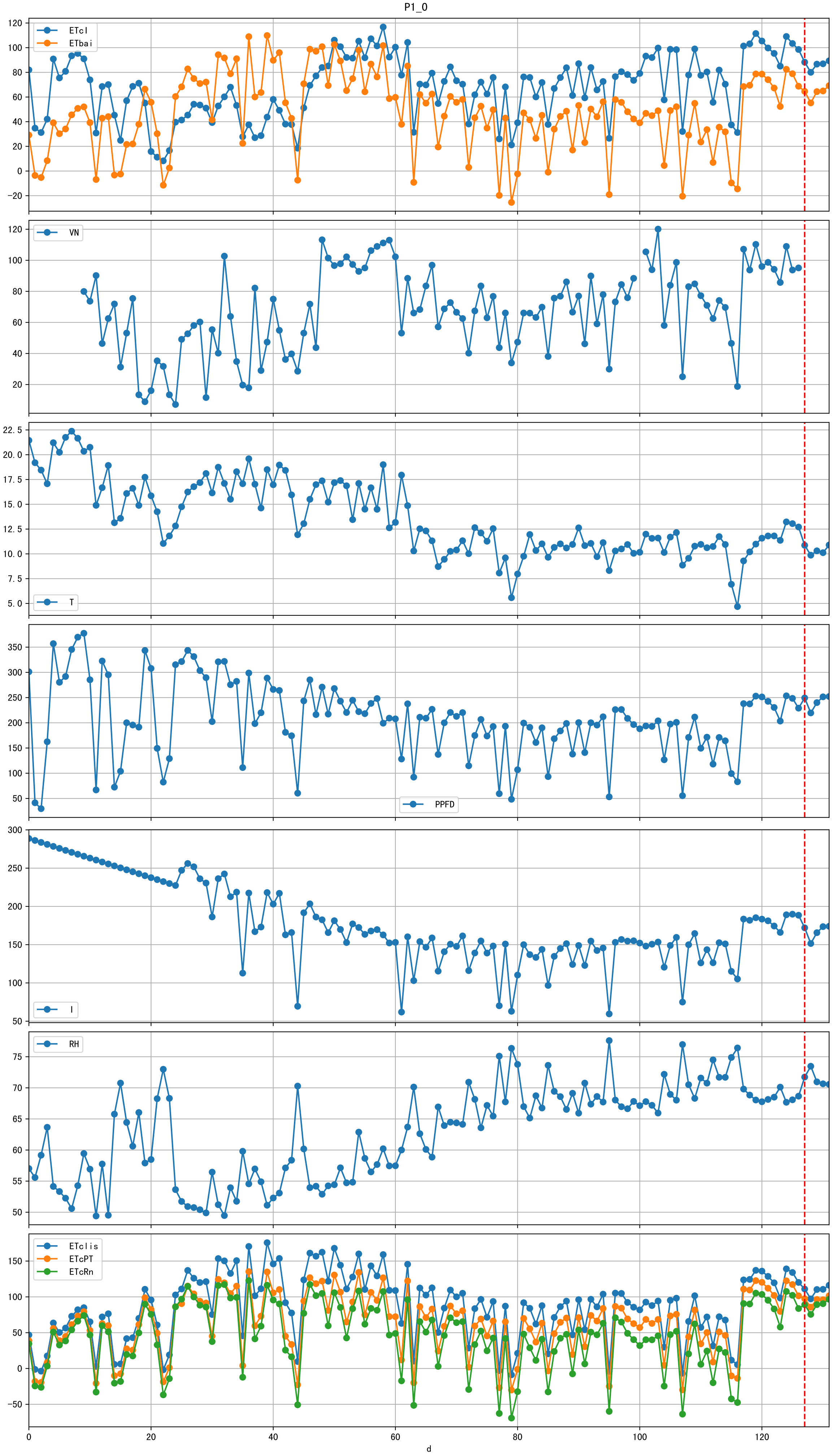
P1_0
ETcl
ETbai
VN
T
PPFD
I
RH
ETclis
ETcPT
ETcRn
d

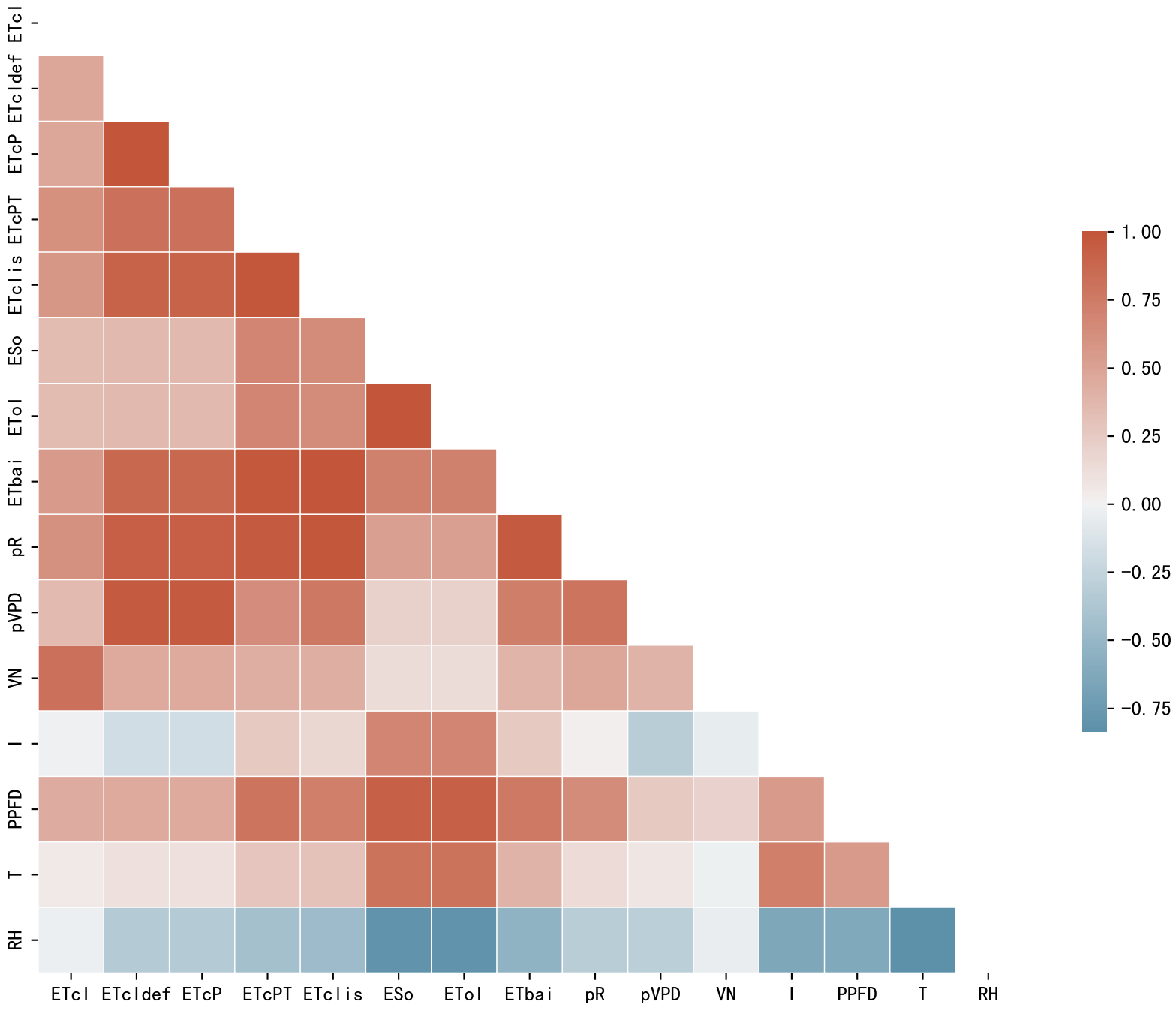
ETcl
ETcldef
ETcP
ETcPT
ETclis
ESo
ETol
ETbai
pR
pVPD
VN
I
PPFD
T
RH
1.00
0.75
0.50
0.25
0.00
−0.25
−0.50
−0.75

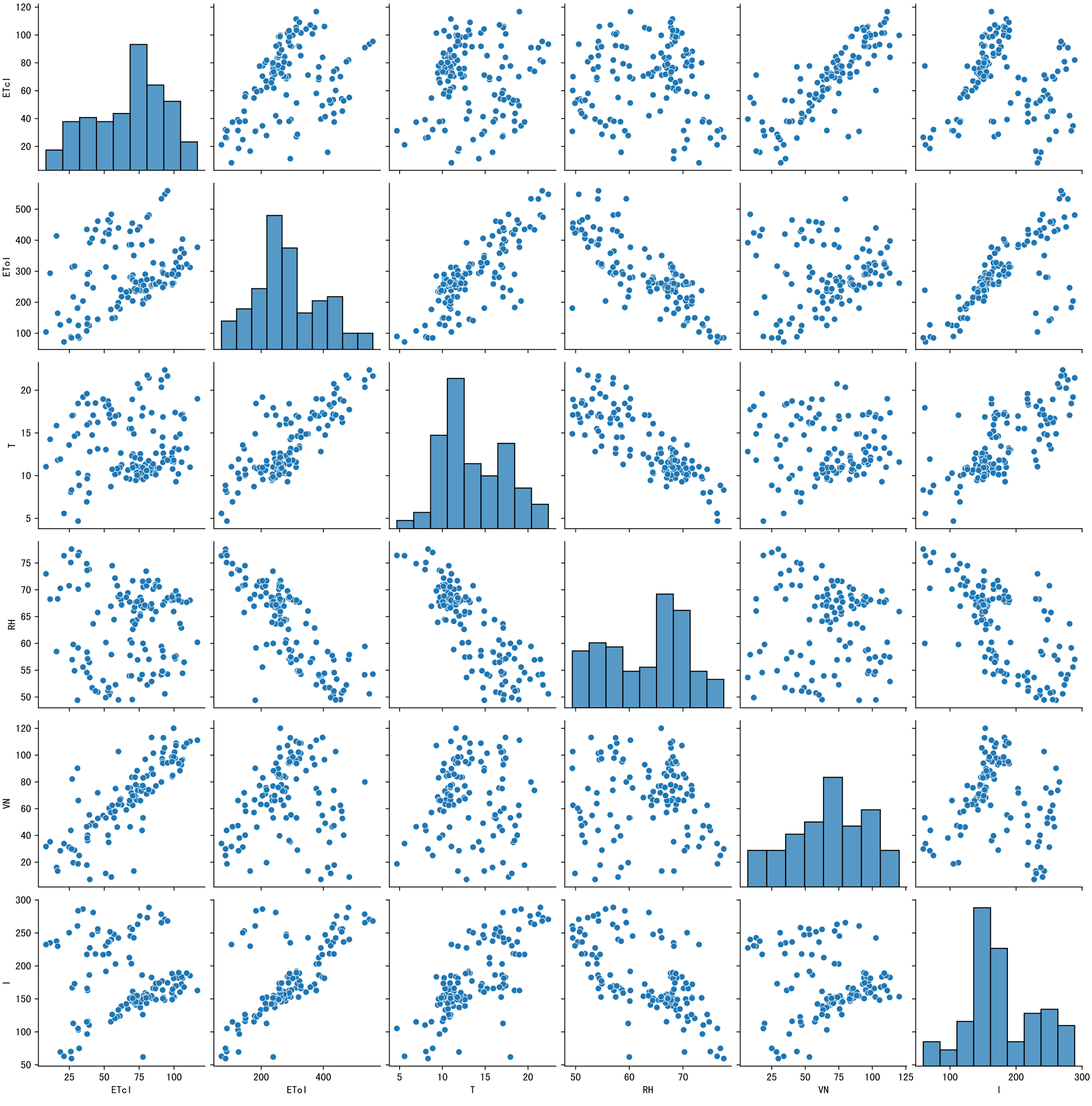
ETcl
ETol
T
RH
VN
I
ETcl
ETol
T
RH
VN
I

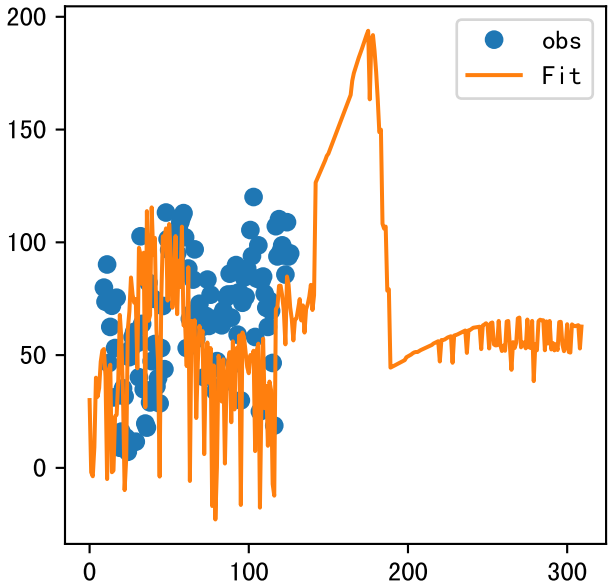

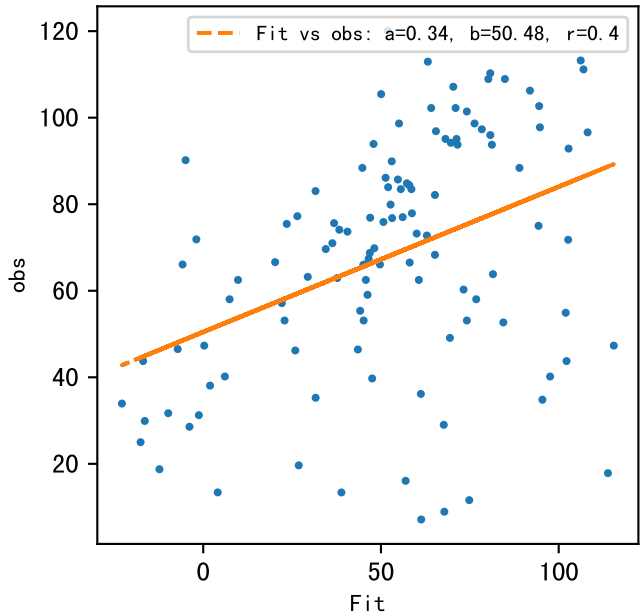

baiA	baiB
0.4828	0.0115

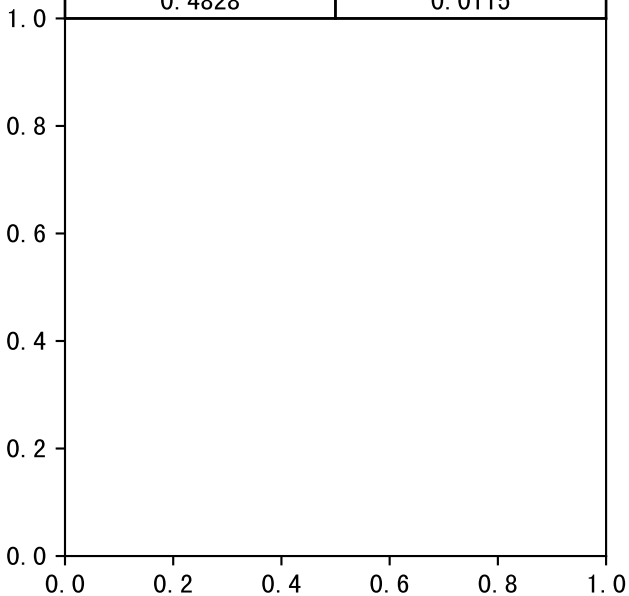

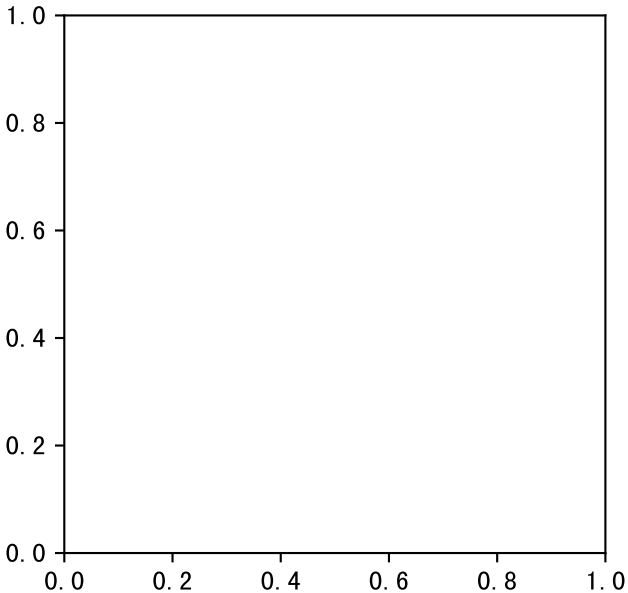

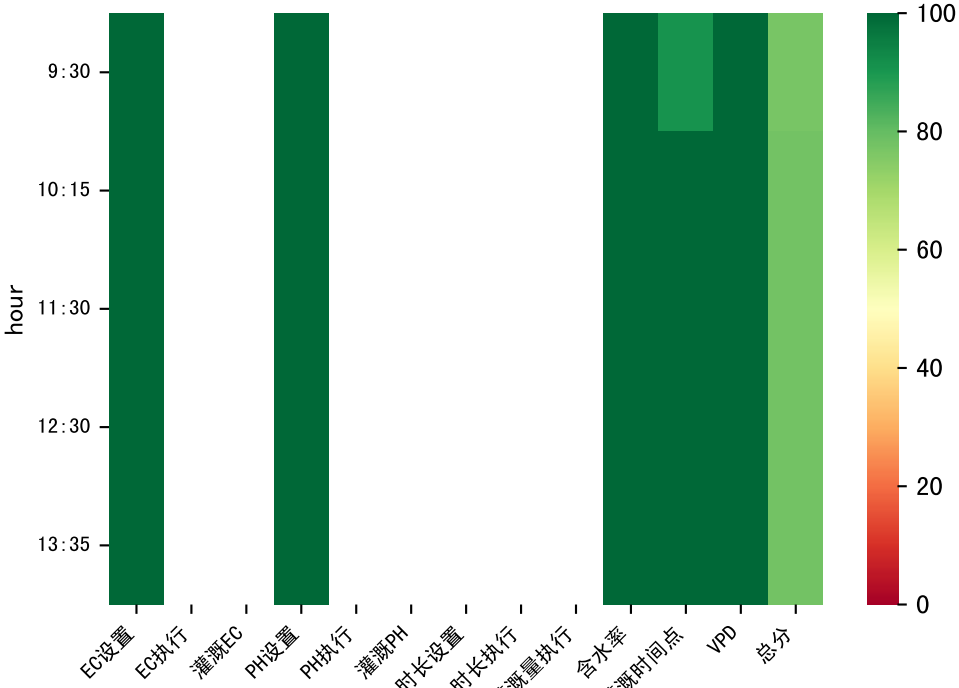
hour
9:30
10:15
11:30
12:30
13:35
EC设置
EC执行
灌溉EC
PH设置
PH执行
灌溉PH
时长设置
时长执行
灌溉量执行
含水率
灌溉时间点
VPD
总分
100
80
60
40
20
0

时间	灌溉时长(秒)	灌溉量(毫升/株)	灌溉总量(方/次)	天气	注释
09:30	116	22.0	0.485	晴	预期@09:30 自主（未用传感器）
10:15	116	22.0	0.485	晴	预期@10:15 自主（未用传感器）
11:30	116	22.0	0.485	晴	预期@11:30 自主（未用传感器）
12:30	116	22.0	0.485	晴	预期@12:30 自主（未用传感器）
13:35	116	22.0	0.485	晴	预期@13:35 自主（未用传感器）
总计	580.0 (5次)	110.0			建议进液EC：1700， PH：6.0

P1_0, Day=127 (2026-01-29)

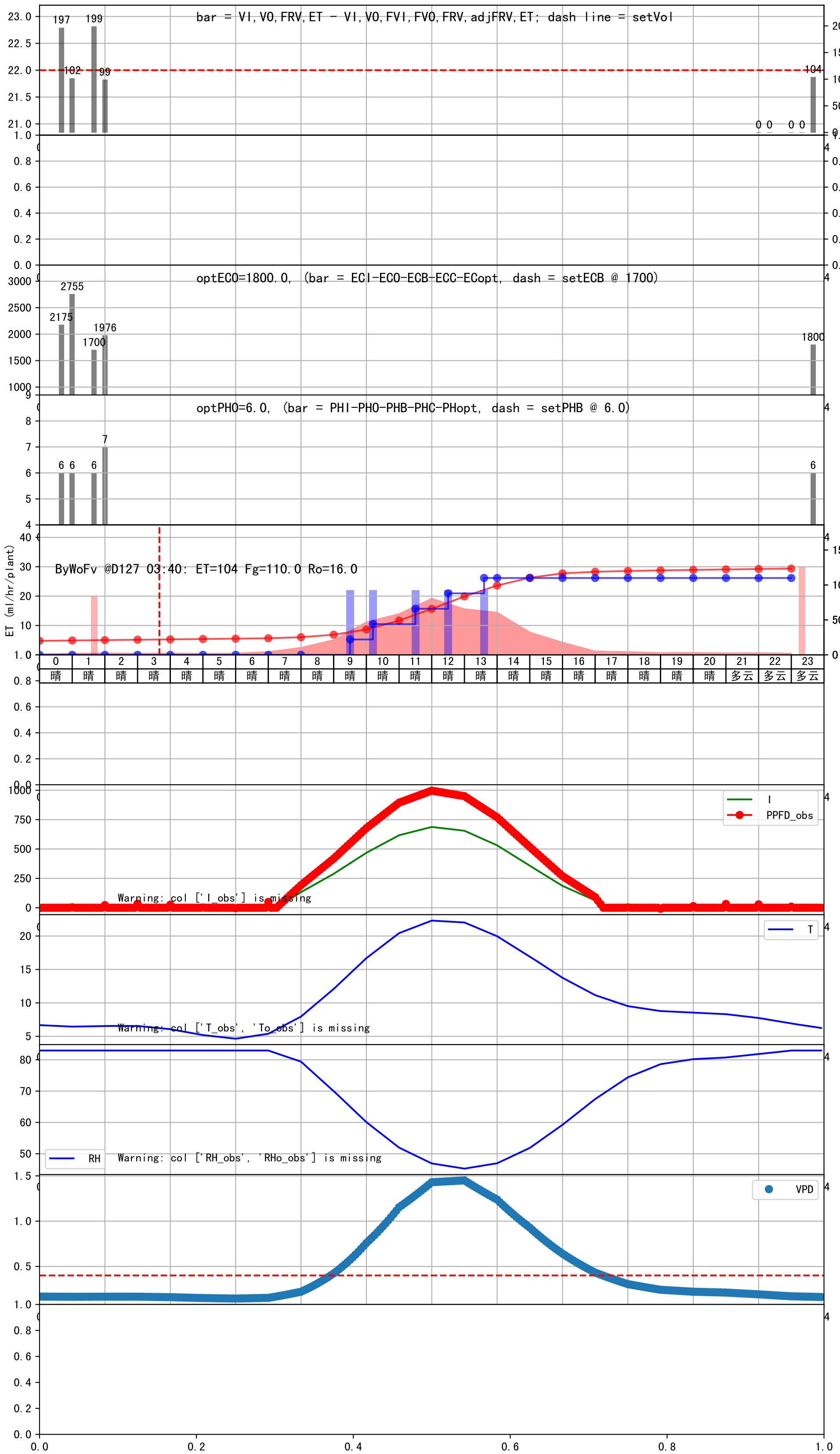

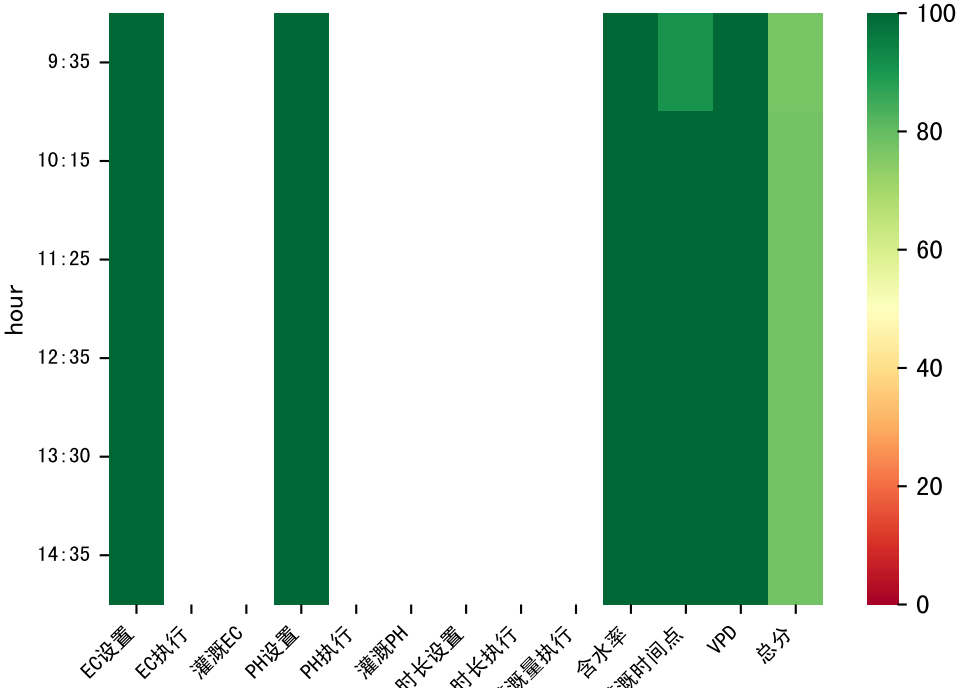
hour
9:35
10:15
11:25
12:35
13:30
14:35
EC设置
EC执行
灌溉EC
PH设置
PH执行
灌溉PH
时长设置
时长执行
灌溉量执行
含水率
灌溉时间点
VPD
总分
100
80
60
40
20
0

时间	灌溉时长(秒)	灌溉量(毫升/株)	灌溉总量(方/次)	天气	注释
09:35	132	22.0	0.485	晴	假设@09:35 自动（未用传感器）
10:15	132	22.0	0.485	晴	假设@10:15 自动（未用传感器）
11:25	132	22.0	0.485	晴	假设@11:25 自动（未用传感器）
12:35	132	22.0	0.485	晴	假设@12:35 自动（未用传感器）
13:30	132	22.0	0.485	晴	假设@13:30 自动（未用传感器）
14:35	132	22.0	0.485	晴	假设@14:35 自动（未用传感器）
总计	792.0 (6次)	132.0			建议进液EC：1700， PH：6.0

滴头平均流速偏小（0.19 vs def 0.5），请检查
上次灌溉时长(131)与预期(116.0)不符, 可能由于多阀同灌按参考区灌溉
默认实际灌溉25.0 ml.

P1_0, Day=126.0 (2026-01-28)

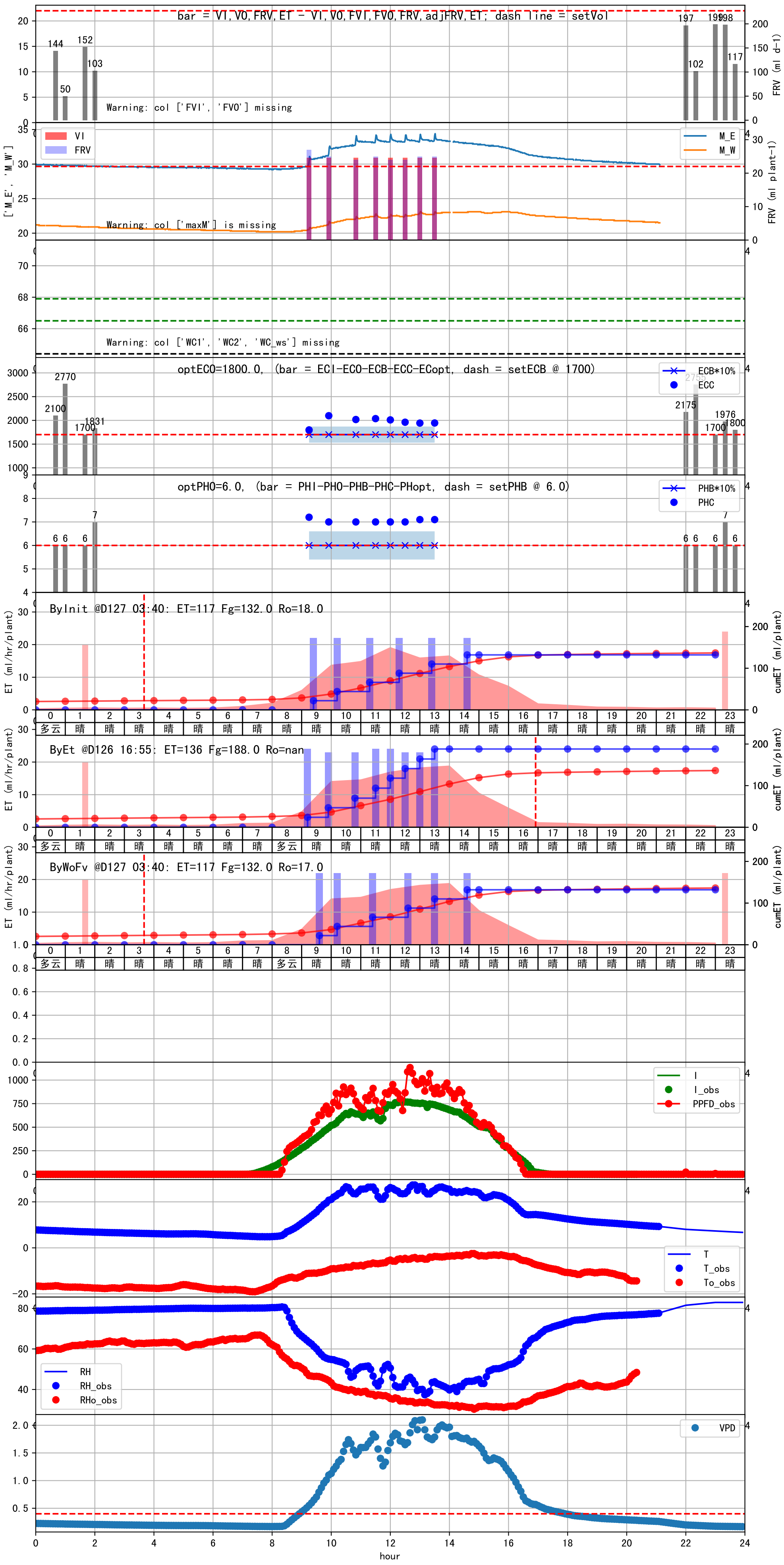

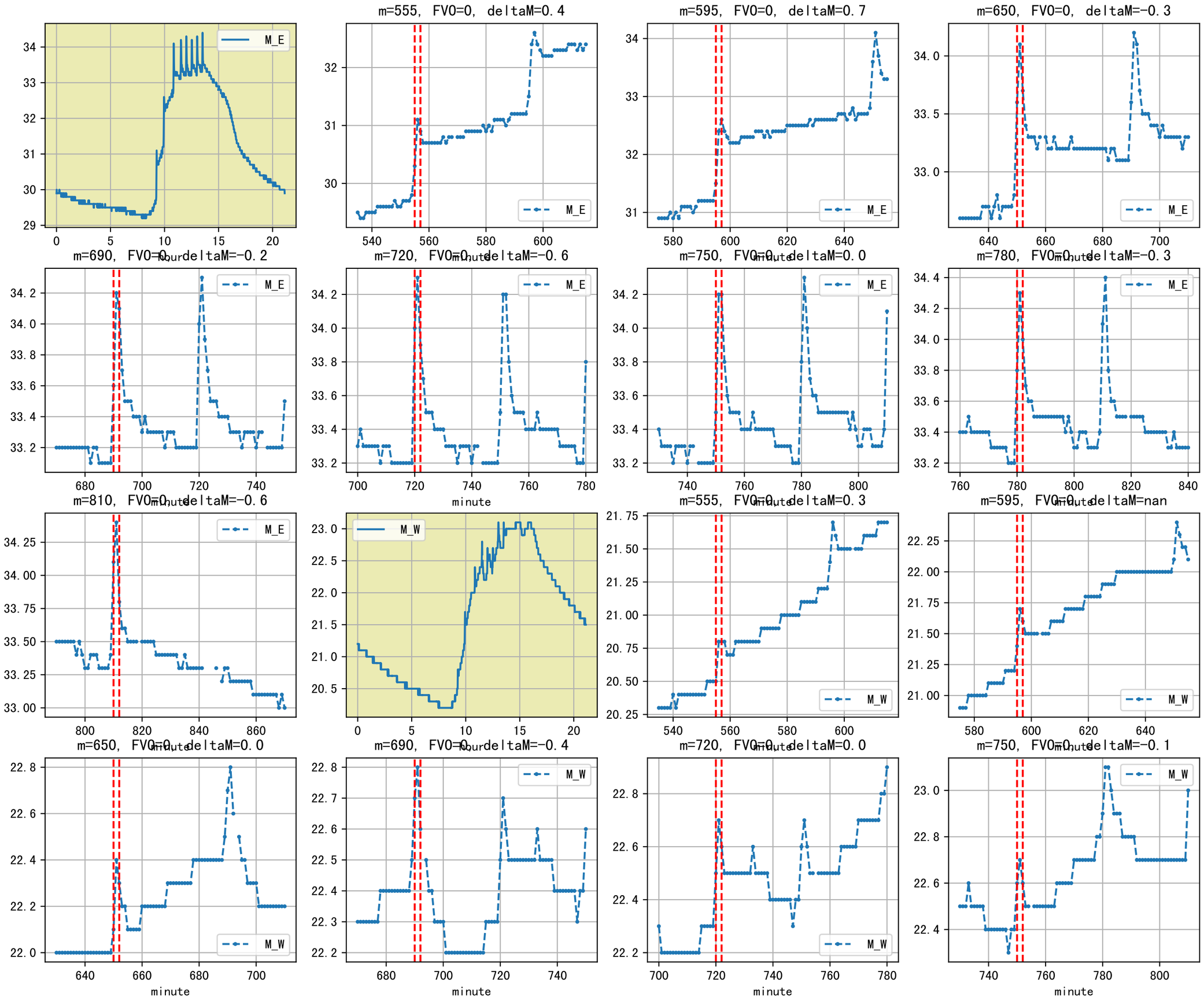
M_E
hour
m=555, FVO=0, deltaM=0.4
m=595, FVO=0, deltaM=0.7
m=650, FVO=0, deltaM=-0.3
m=690, FVO=0, deltaM=-0.2
m=720, FVO=0, deltaM=-0.6
m=750, FVO=0, deltaM=0.0
m=780, FVO=0, deltaM=-0.3
m=810, FVO=0, deltaM=-0.6
M_W
m=555, FVO=0, deltaM=0.3
m=595, FVO=0, deltaM=nan
m=650, FVO=0, deltaM=0.0
m=690, FVO=0, deltaM=-0.4
m=720, FVO=0, deltaM=0.0
m=750, FVO=0, deltaM=-0.1
minute

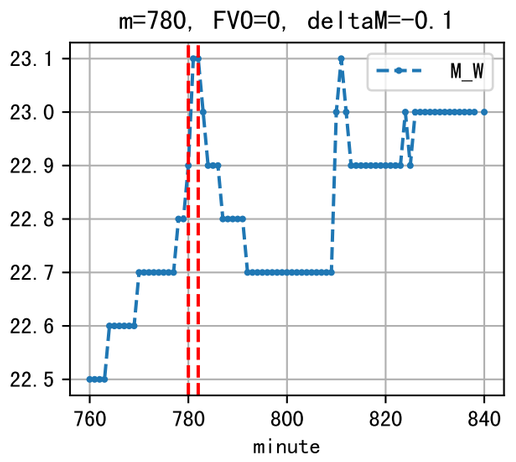
m=780, FV0=0, deltaM=-0.1
M_W
23.1
23.0
22.9
22.8
22.7
22.6
22.5
760
780
800
820
840
minute

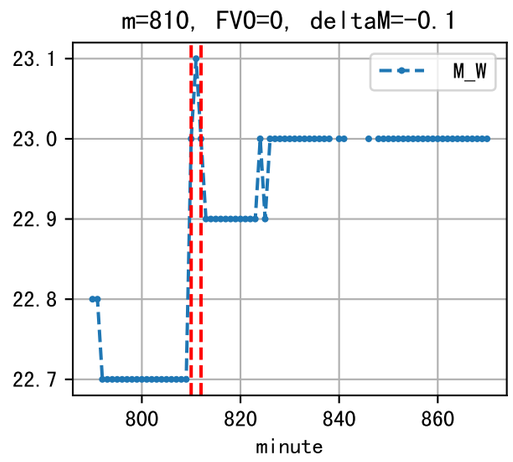
m=810, FV0=0, deltaM=-0.1
M_W
23.1
23.0
22.9
22.8
22.7
800
820
840
860
minute

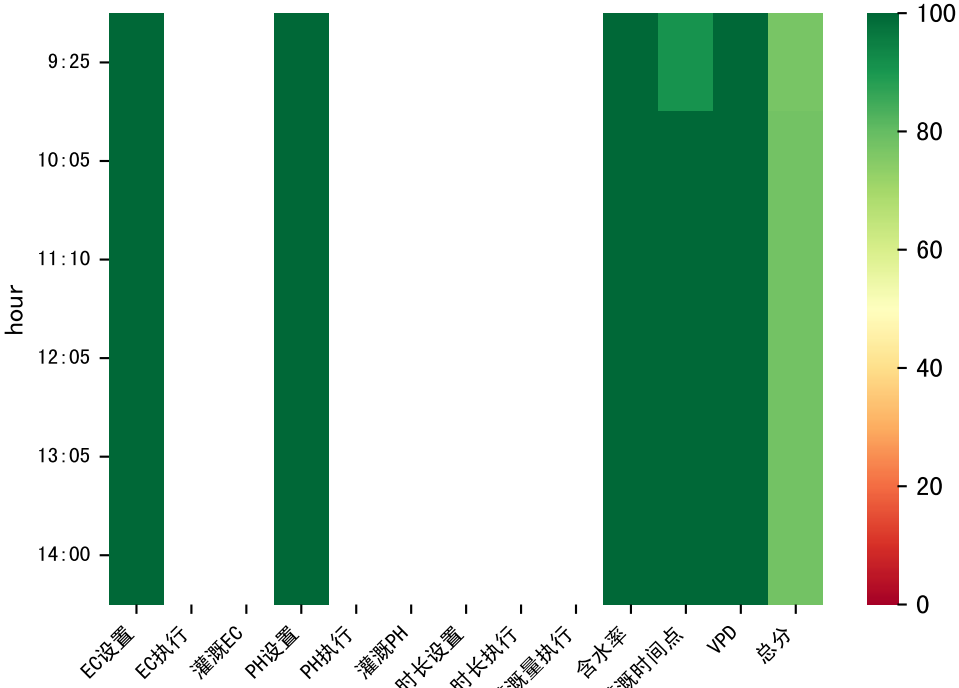
hour
9:25
10:05
11:10
12:05
13:05
14:00
EC设置
EC执行
灌溉EC
PH设置
PH执行
灌溉PH
时长设置
时长执行
灌溉量执行
含水率
灌溉时间点
VPD
总分
100
80
60
40
20
0

时间	灌溉时长(秒)	灌溉量(毫升/株)	灌溉总量(方/次)	天气	注释
09:25	132	22.0	0.485	晴	假设@09:25 自动（未用传感器）
10:05	132	22.0	0.485	晴	假设@10:05 自动（未用传感器）
11:10	132	22.0	0.485	晴	假设@11:10 自动（未用传感器）
12:05	132	22.0	0.485	晴	假设@12:05 自动（未用传感器）
13:05	132	22.0	0.485	晴	假设@13:05 自动（未用传感器）
14:00	132	22.0	0.485	晴	假设@14:00 自动（未用传感器）
总计	792.0 (6次)	132.0			建议进液EC：1700， PH：6.0

滴头平均流速偏小（0.19 vs def 0.5），请检查
上次灌溉时长(132)与预期(116.0)不符, 可能由于多阀同灌按参考区灌溉
默认实际灌溉25.0 ml.

P1_0, Day=125.0 (2026-01-27)

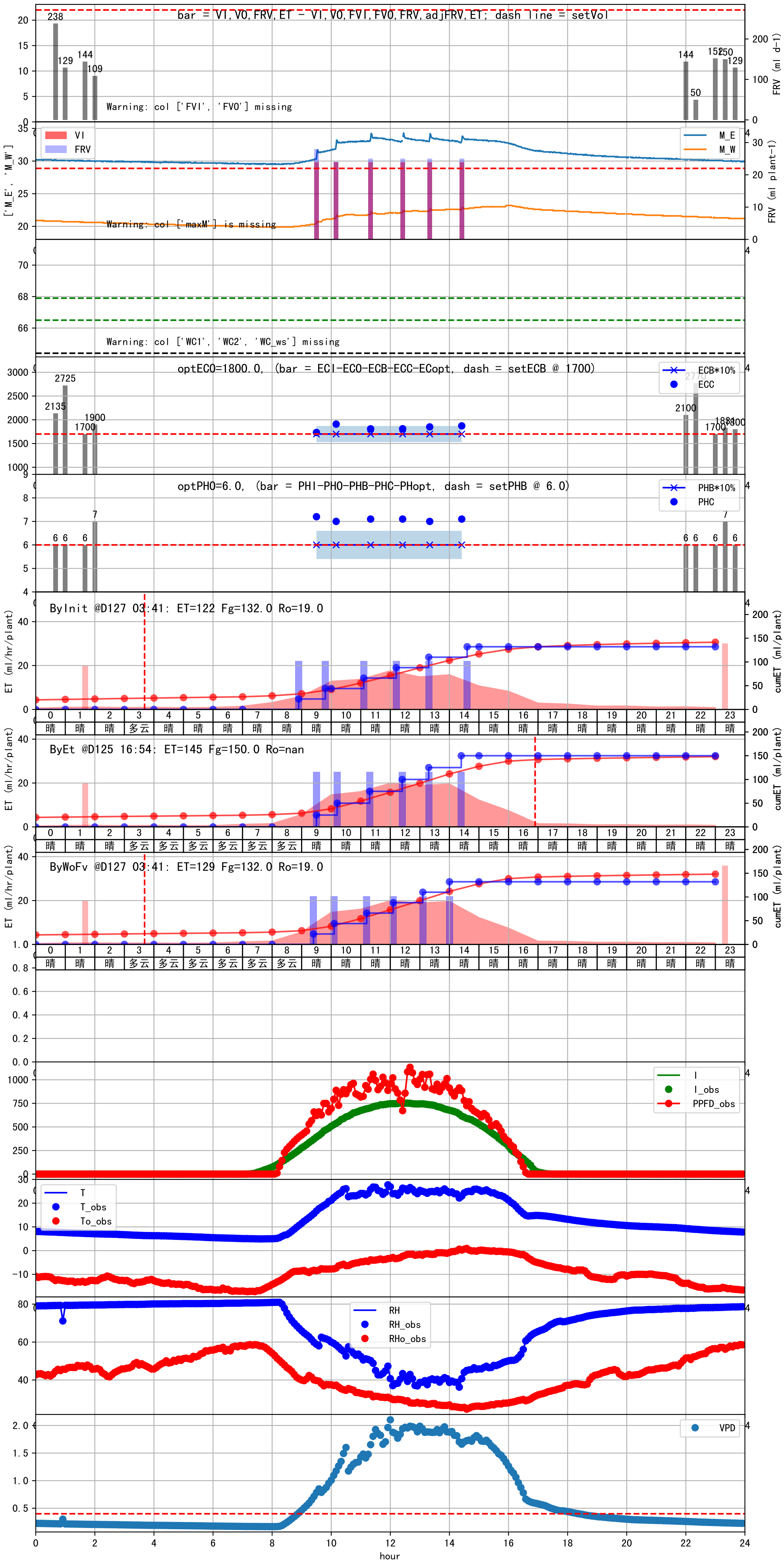

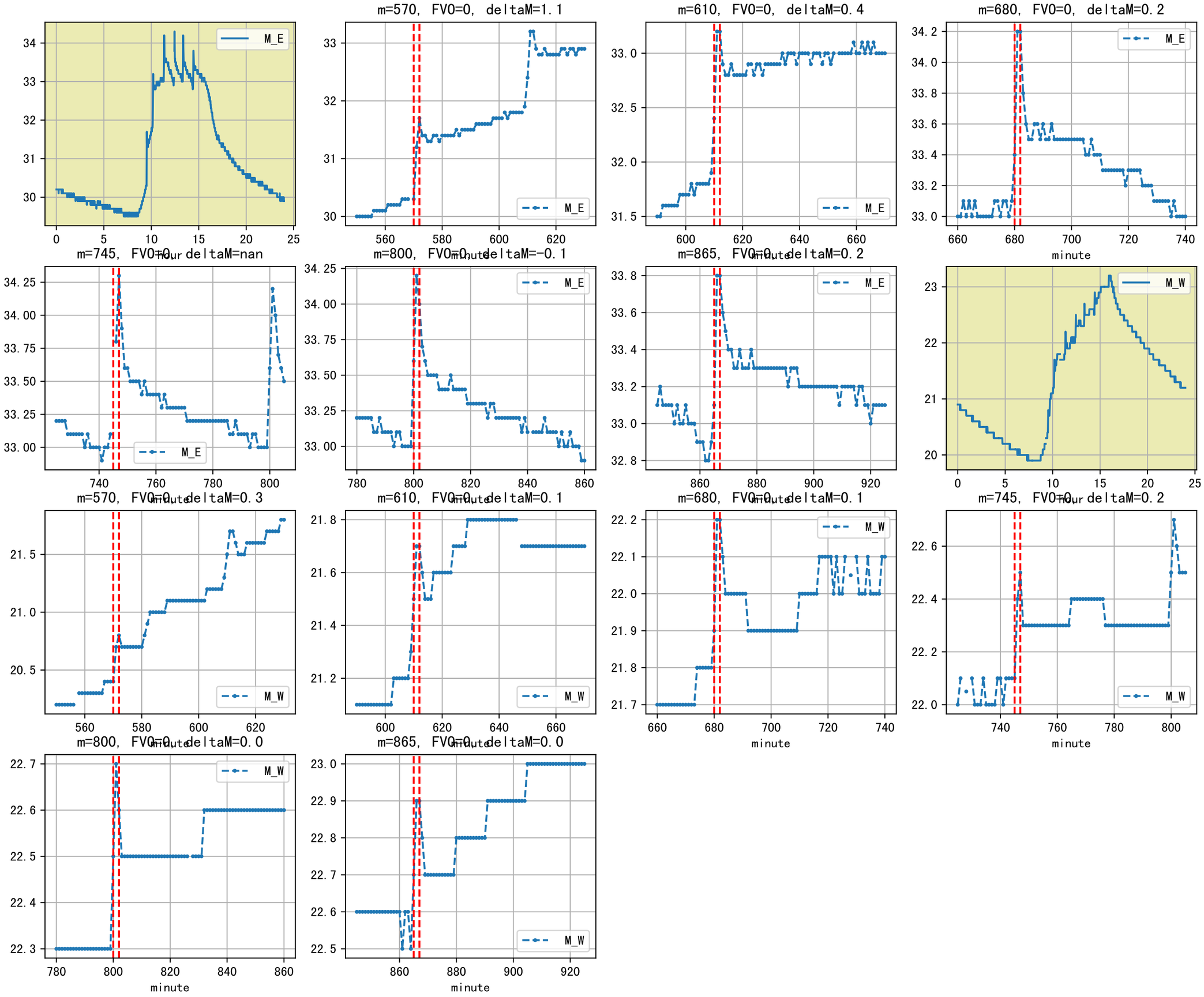
m=570, FVO=0, deltaM=1.1
m=610, FVO=0, deltaM=0.4
m=680, FVO=0, deltaM=0.2
m=745, FVO=0, deltaM=nan
m=800, FVO=0, deltaM=-0.1
m=865, FVO=0, deltaM=0.2
m=570, FVO=0, deltaM=0.3
m=610, FVO=0, deltaM=0.1
m=680, FVO=0, deltaM=0.1
m=745, FVO=0, deltaM=0.2
m=800, FVO=0, deltaM=0.0
m=865, FVO=0, deltaM=0.0
M_E
M_W
minute

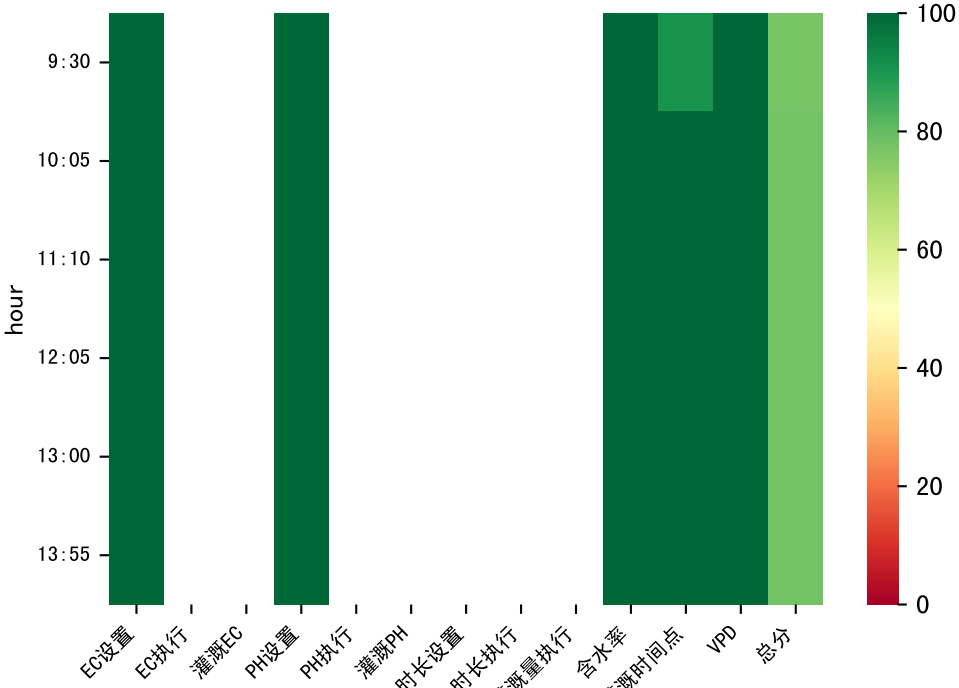
hour
9:30
10:05
11:10
12:05
13:00
13:55
EC设置
EC执行
灌溉EC
PH设置
PH执行
灌溉PH
时长设置
时长执行
灌溉量执行
含水率
灌溉时间点
VPD
总分
100
80
60
40
20
0

时间	灌溉时长(秒)	灌溉量(毫升/株)	灌溉总量(方/次)	天气	注释
09:30	131	22.0	0.485	晴	假设@09:30 自动（未用传感器）
10:05	131	22.0	0.485	晴	假设@10:05 自动（未用传感器）
11:10	131	22.0	0.485	晴	假设@11:10 自动（未用传感器）
12:05	131	22.0	0.485	晴	假设@12:05 自动（未用传感器）
13:00	131	22.0	0.485	晴	假设@13:00 自动（未用传感器）
13:55	131	22.0	0.485	晴	假设@13:55 自动（未用传感器）
总计	786.0 (6次)	132.0			建议进液EC：1700， PH：6.0

滴头平均流速偏小（0.19 vs def 0.5），请检查
上次灌溉时长(129)与预期(116.0)不符, 可能由于多阀同灌按参考区灌溉
默认实际灌溉25.0 ml.

P1_0, Day=124.0 (2026-01-26)

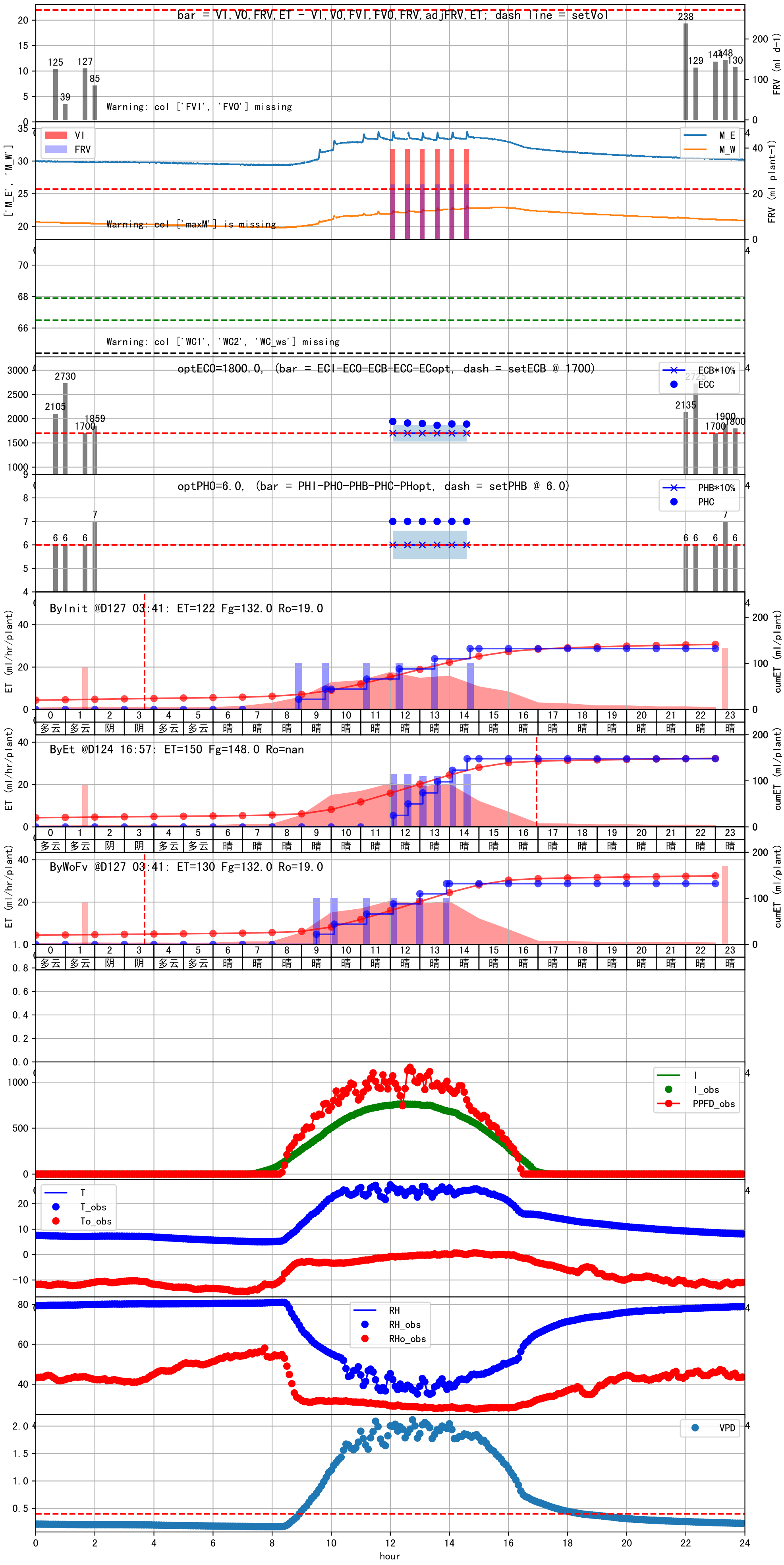

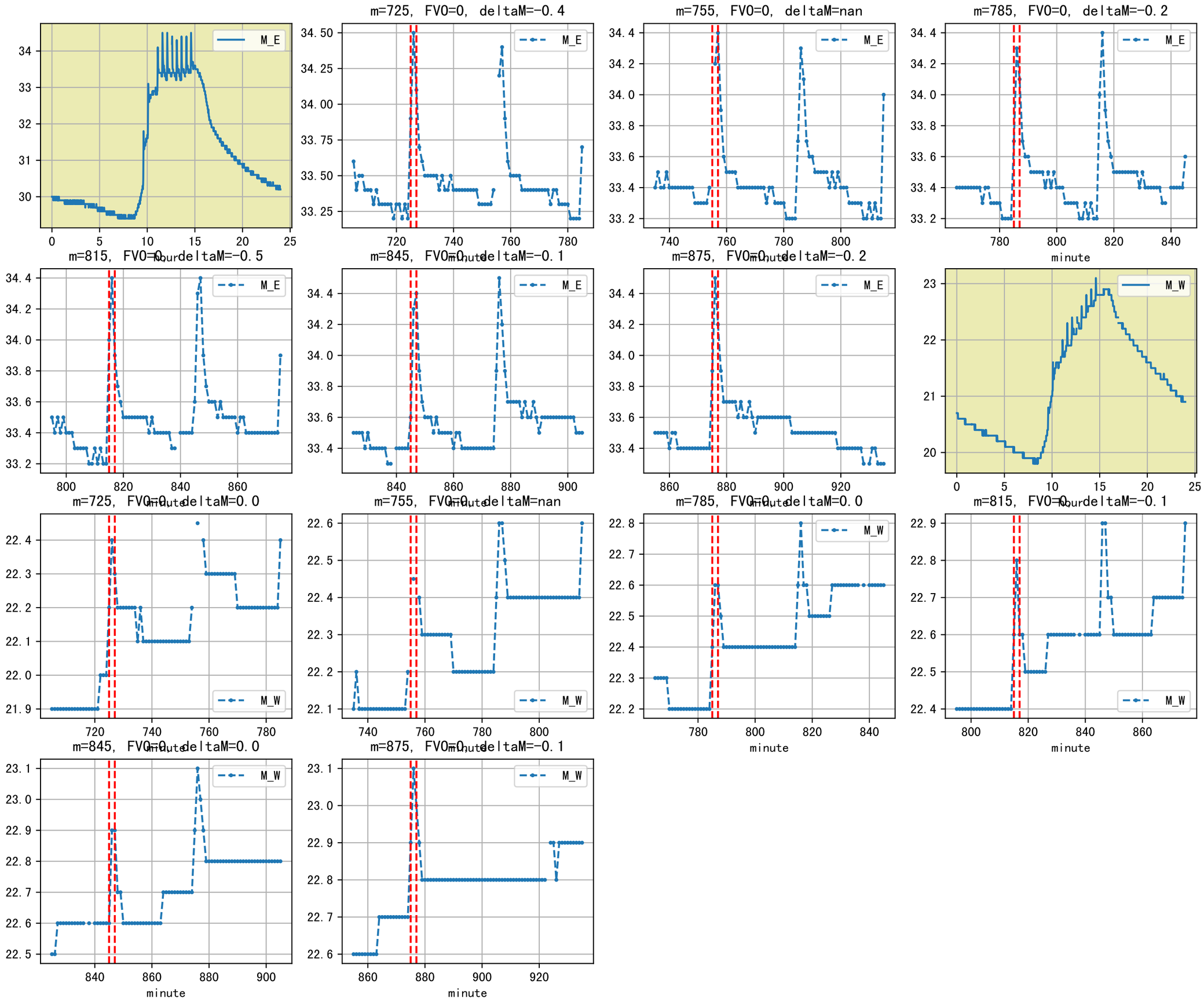
M_E
M_W
hour
minute
m=725, FV0=0, deltaM=-0.4
m=755, FV0=0, deltaM=nan
m=785, FV0=0, deltaM=-0.2
m=815, FV0=0, deltaM=-0.5
m=845, FV0=0, deltaM=-0.1
m=875, FV0=0, deltaM=-0.2
m=725, FV0=0, deltaM=0.0
m=755, FV0=0, deltaM=nan
m=785, FV0=0, deltaM=0.0
m=815, FV0=0, deltaM=-0.1
m=845, FV0=0, deltaM=0.0
m=875, FV0=0, deltaM=-0.1

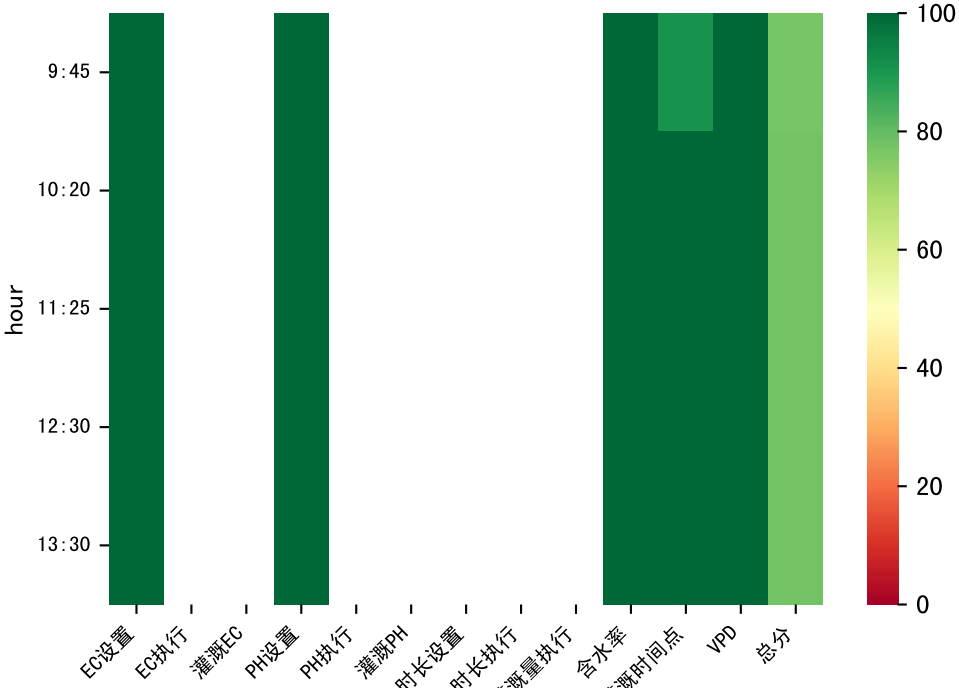
hour
9:45
10:20
11:25
12:30
13:30
EC设置
EC执行
灌溉EC
PH设置
PH执行
灌溉PH
时长设置
时长执行
灌溉量执行
含水率
灌溉时间点
VPD
总分
100
80
60
40
20
0

时间	灌溉时长(秒)	灌溉量(毫升/株)	灌溉总量(方/次)	天气	注释
09:45	133	22.0	0.485	晴	假设@09:45 自动（未用传感器）
10:20	133	22.0	0.485	晴	假设@10:20 自动（未用传感器）
11:25	133	22.0	0.485	晴	假设@11:25 自动（未用传感器）
12:30	133	22.0	0.485	多云	假设@12:30 自动（未用传感器）
13:30	133	22.0	0.485	多云	假设@13:30 自动（未用传感器）
总计	665.0 (5次)	110.0			建议进液EC：1700， PH：6.0

滴头平均流速偏小（0.19 vs def 0.5），请检查
默认实际灌溉24.0 ml.

P1_0, Day=123.0 (2026-01-25)

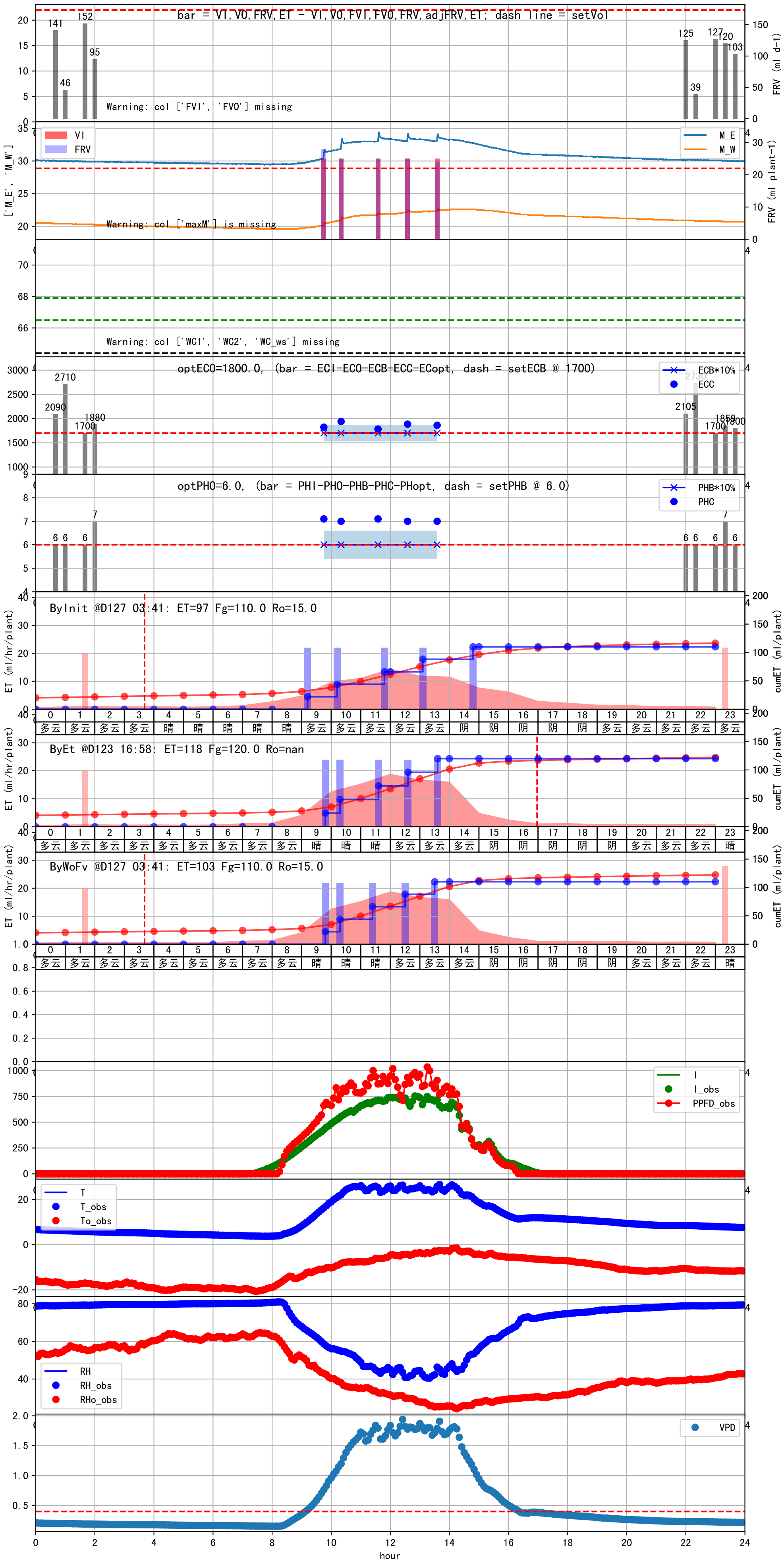

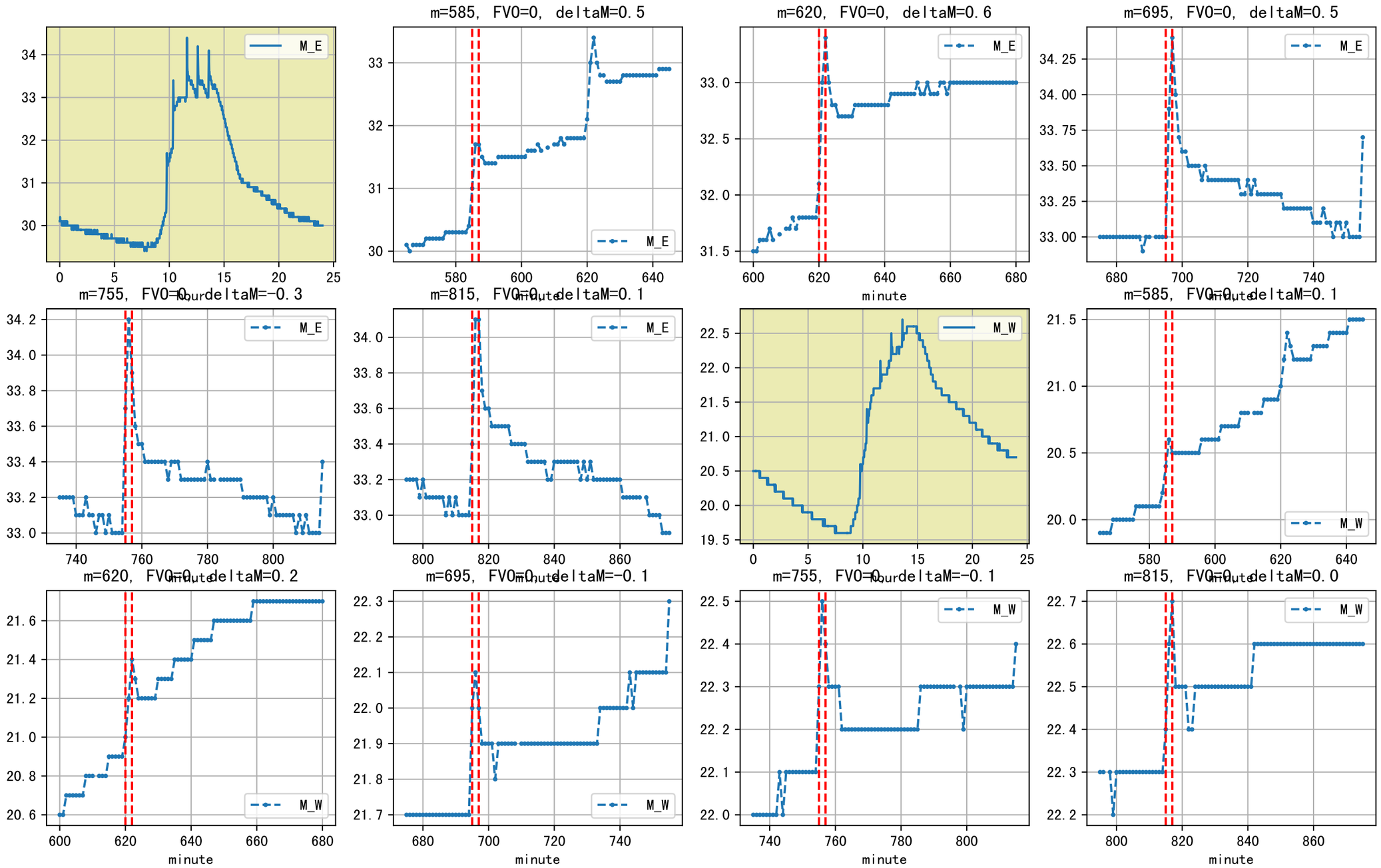
M_E
M_W
hour
minute
m=585, FVO=0, deltaM=0.5
m=620, FVO=0, deltaM=0.6
m=695, FVO=0, deltaM=0.5
m=755, FVO=0, deltaM=-0.3
m=815, FVO=0, deltaM=0.1
m=585, FVO=0, deltaM=0.1
m=620, FVO=0, deltaM=0.2
m=695, FVO=0, deltaM=-0.1
m=755, FVO=0, deltaM=-0.1
m=815, FVO=0, deltaM=0.0