FgArea: ['0']
NC11 P2-11
2026-02-12 (Day 159)

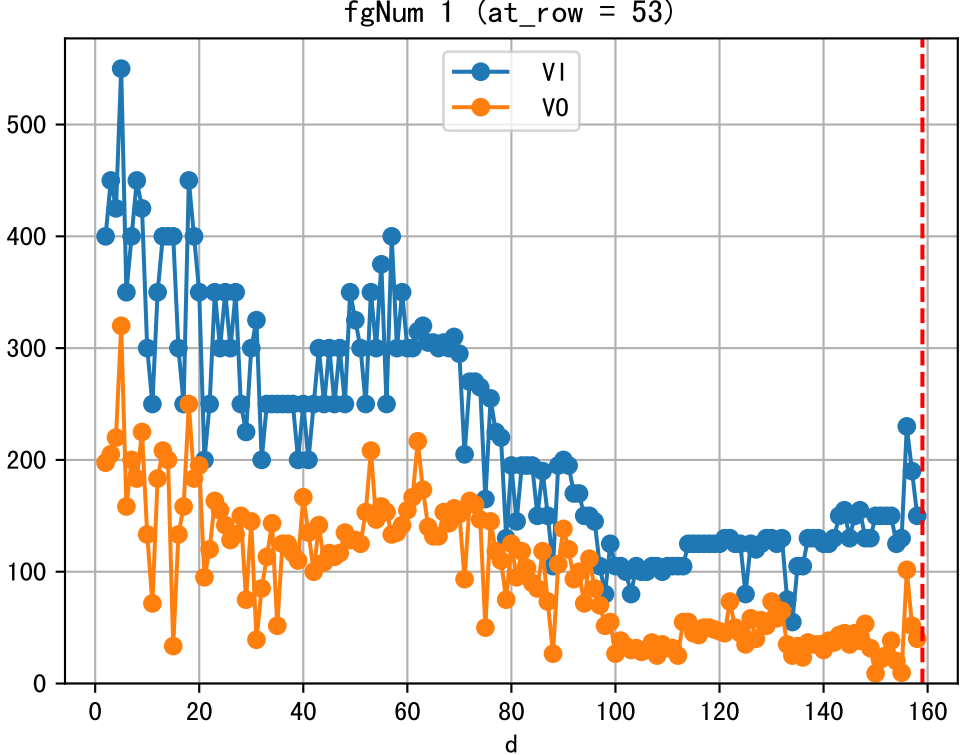
fgNum 1 (at_row = 53)
VI
VO
500
400
300
200
100
0
0
20
40
60
80
100
120
140
160
d

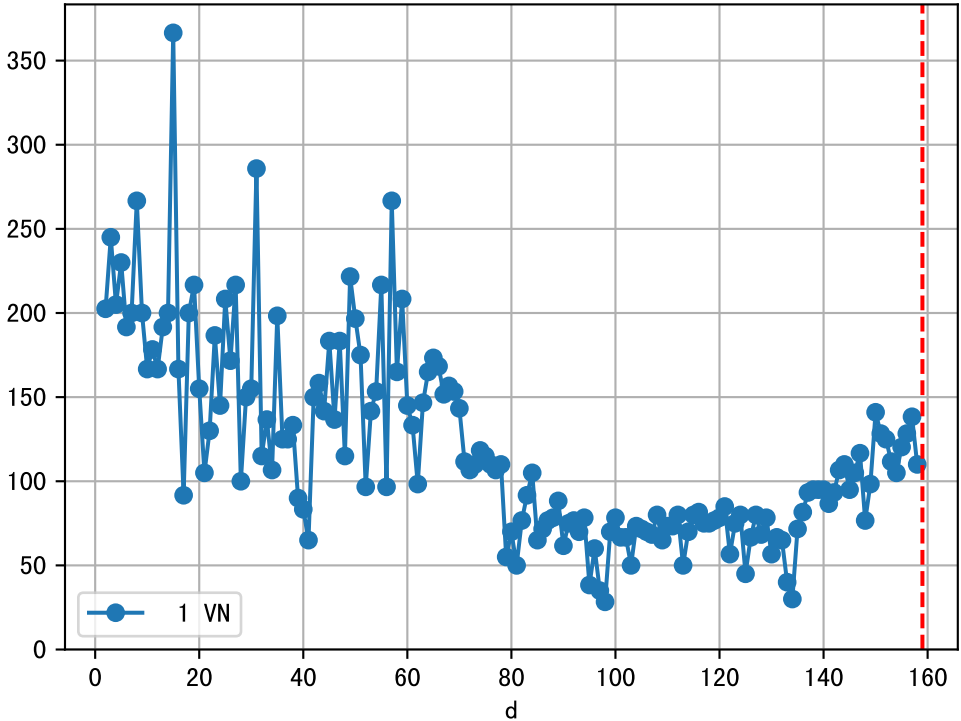
350
300
250
200
150
100
50
0
0
20
40
60
80
100
120
140
160
d
1 VN

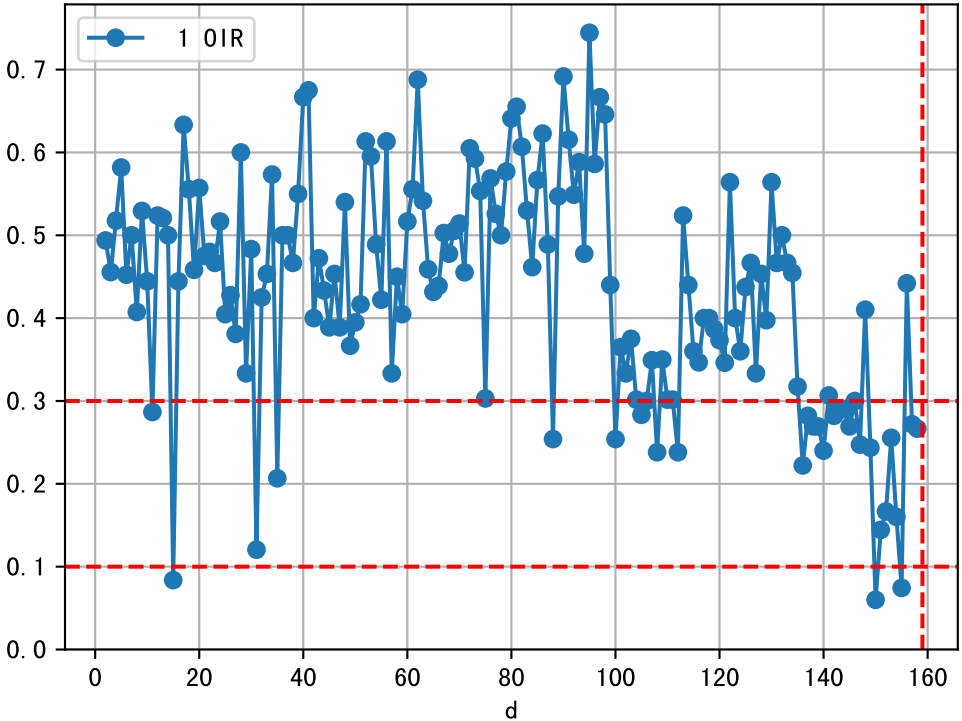
1 OIR
0.7
0.6
0.5
0.4
0.3
0.2
0.1
0.0
0
20
40
60
80
100
120
140
160
d

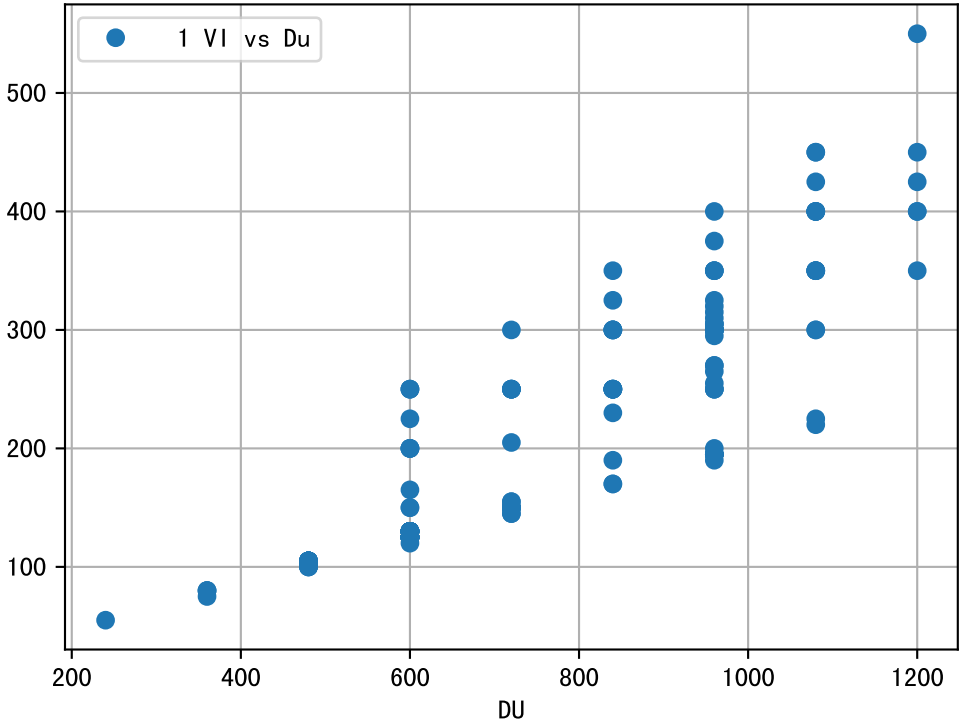
1 VI vs Du
500
400
300
200
100
200
400
600
800
1000
1200
DU

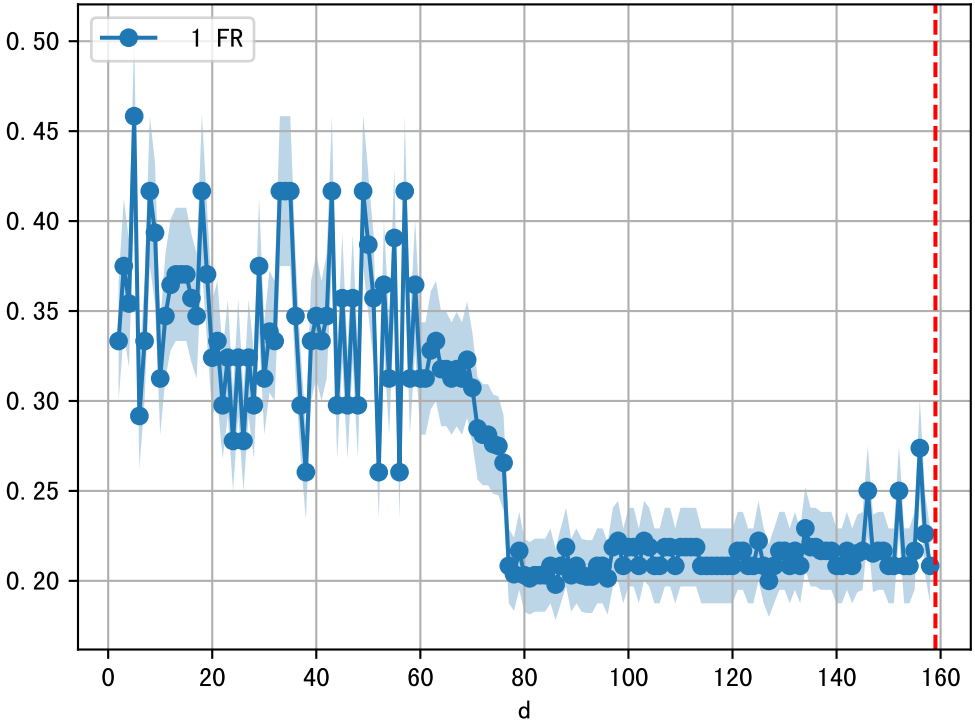
1 FR
0.50
0.45
0.40
0.35
0.30
0.25
0.20
0
20
40
60
80
100
120
140
160
d

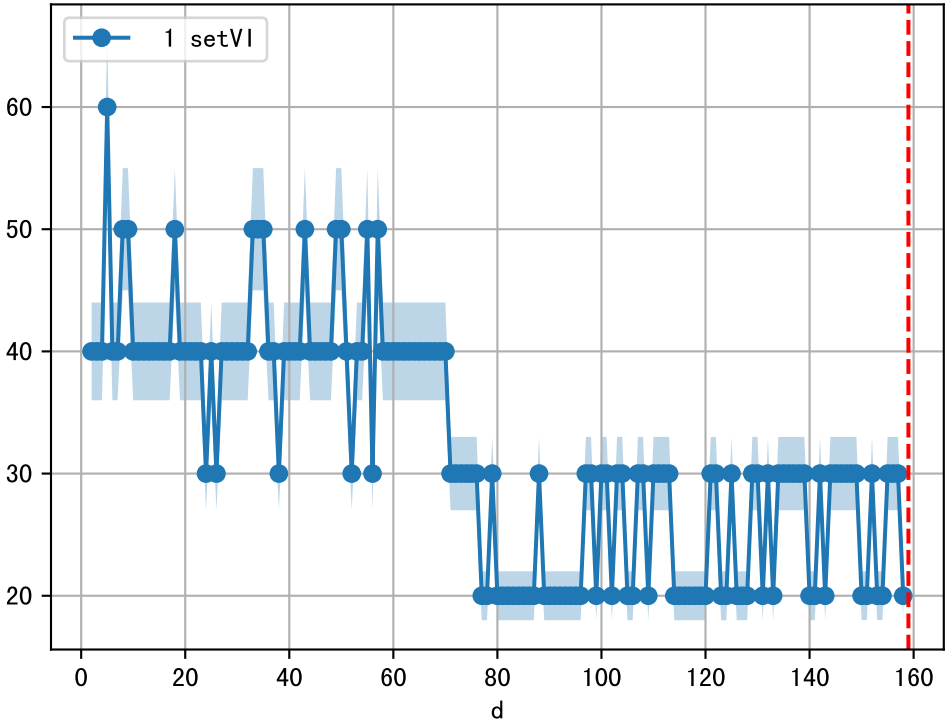
1 setVI
60
50
40
30
20
0
20
40
60
80
100
120
140
160
d

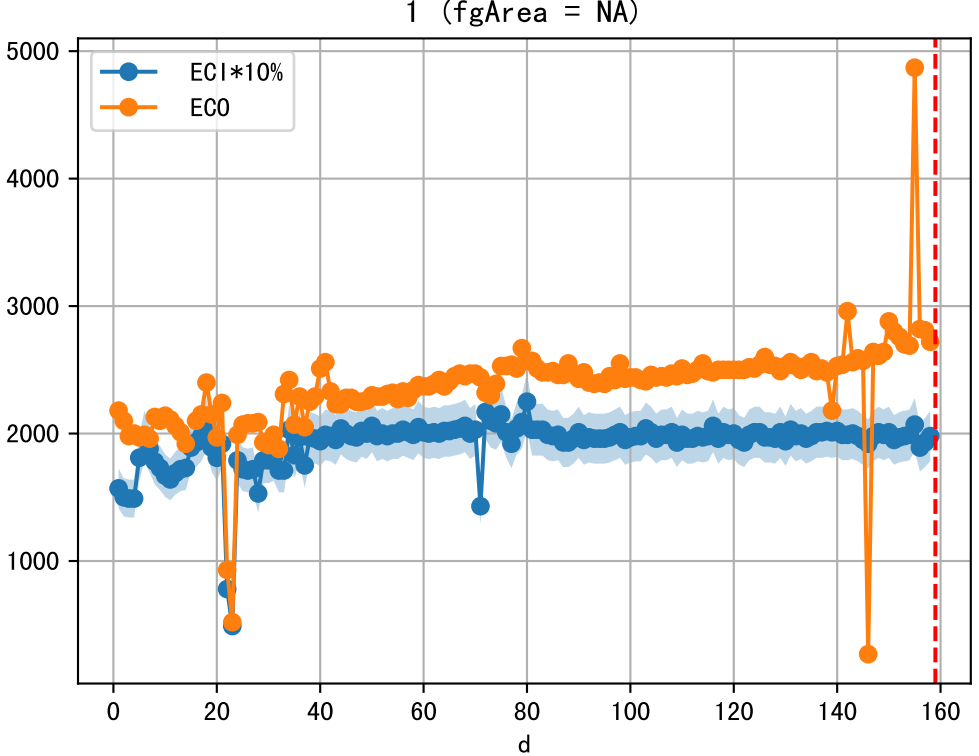
1 (fgArea = NA)
ECI*10%
ECO
5000
4000
3000
2000
1000
0
20
40
60
80
100
120
140
160
d

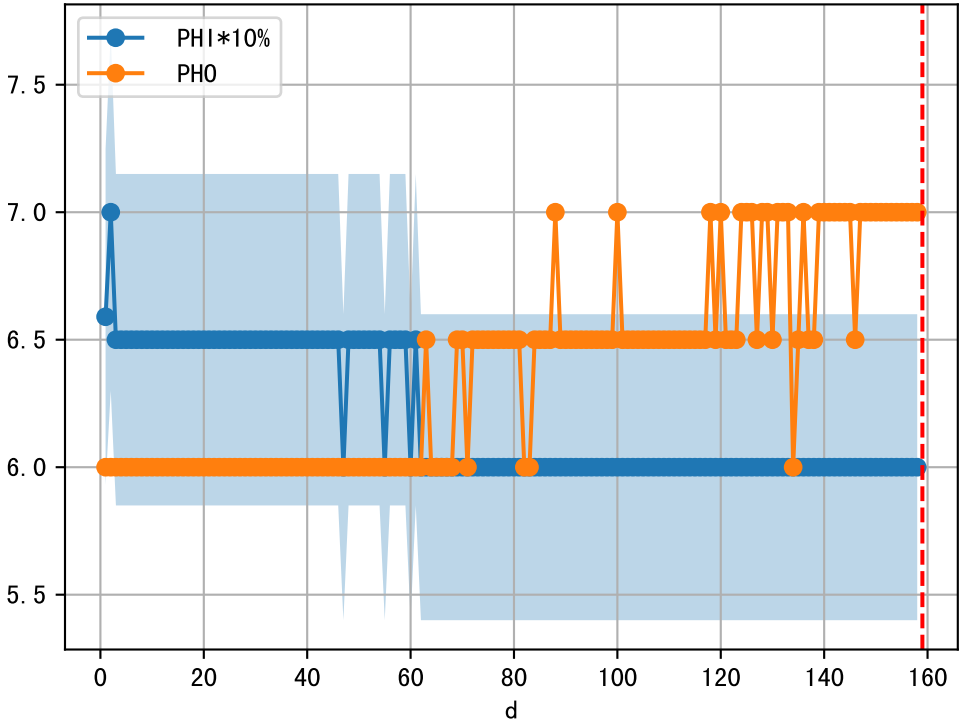
PHI*10%
PHO
7.5
7.0
6.5
6.0
5.5
0
20
40
60
80
100
120
140
160
d

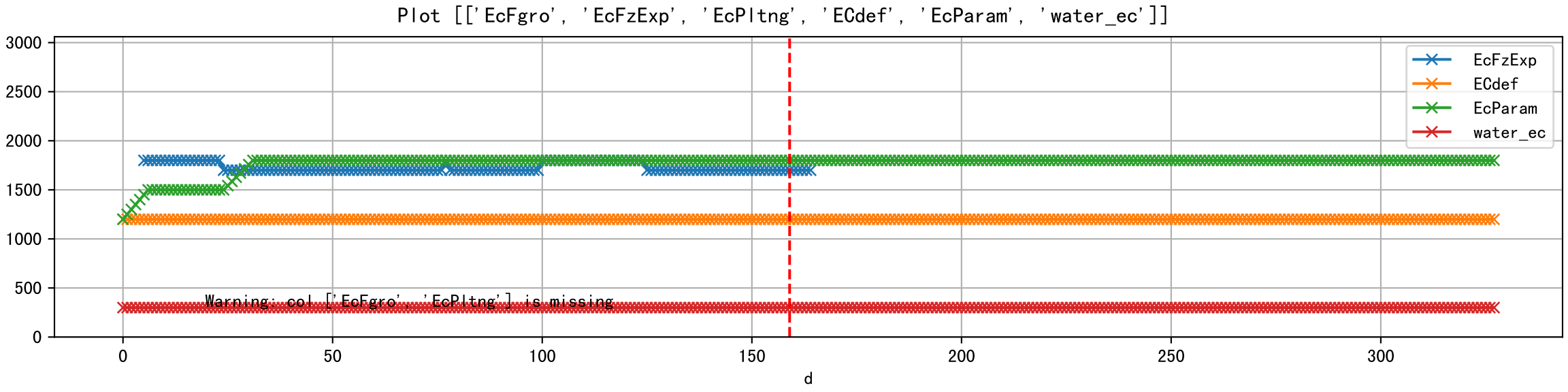
Plot [['EcFgro', 'EcFzExp', 'EcPltng', 'ECdef', 'EcParam', 'water_ec']]
EcFzExp
ECdef
EcParam
water_ec
Warning: col ['EcFgro', 'EcPltng'] is missing
3000
2500
2000
1500
1000
500
0
0
50
100
150
200
250
300
d

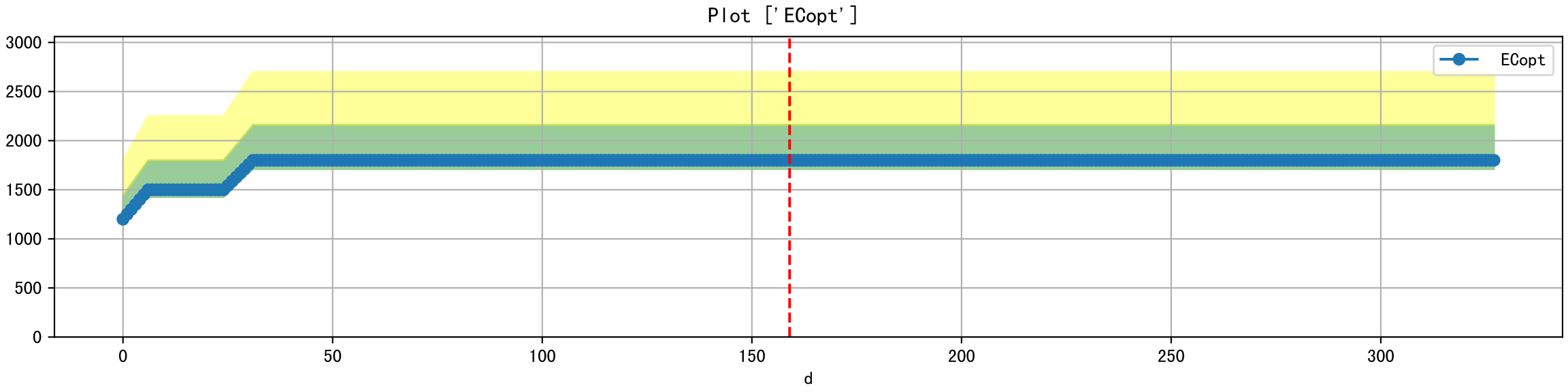
Plot ['ECopt']
ECopt
3000
2500
2000
1500
1000
500
0
0
50
100
150
200
250
300
d

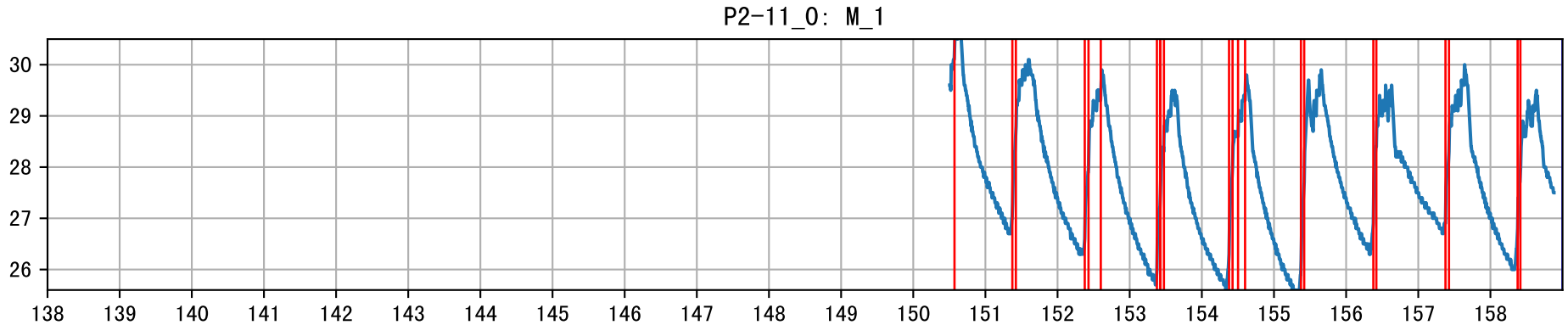
P2-11_0: M_1
30
29
28
27
26
138
139
140
141
142
143
144
145
146
147
148
149
150
151
152
153
154
155
156
157
158

Plot [['ETcA_VN', 'ETcA_ws'], ['ETcB_VN', 'ETcB_ws']]

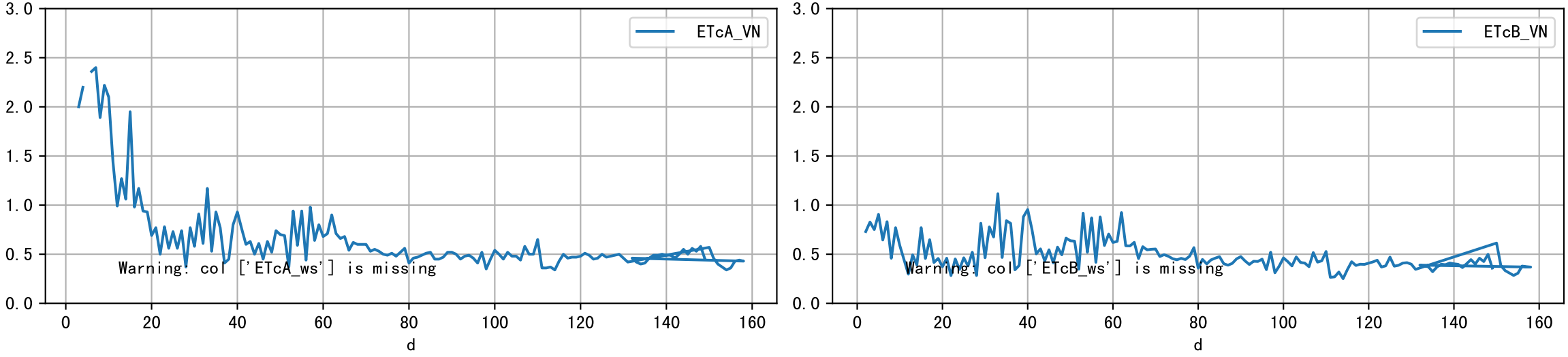

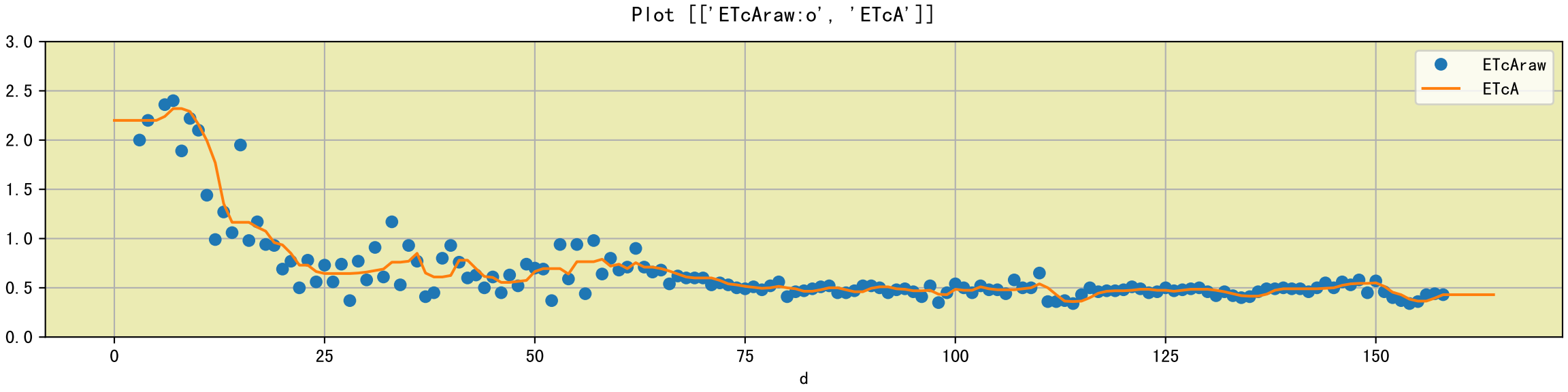
Plot [['ETcAraw:o', 'ETcA']]
ETcAraw
ETcA
3.0
2.5
2.0
1.5
1.0
0.5
0.0
0
25
50
75
100
125
150
d

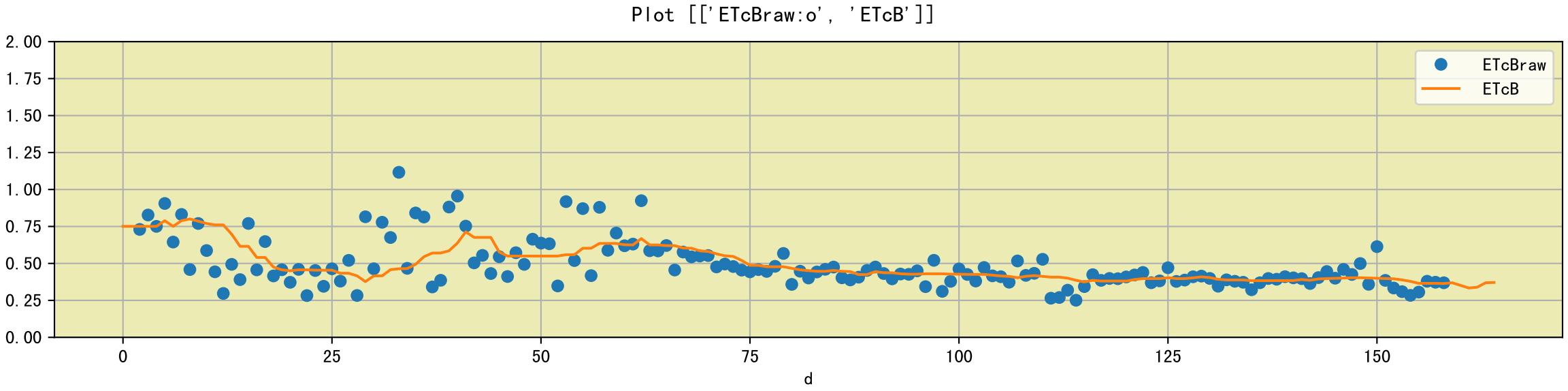
Plot [['ETcBraw:o', 'ETcB']]
ETcBraw
ETcB
2.00
1.75
1.50
1.25
1.00
0.75
0.50
0.25
0.00
0
25
50
75
100
125
150
d

I'], ['T', 'optT'], ['RH', 'optRH'], ['ETcI', 'optETcI'], ['ETcIdef', 'optETcIdef'], ['EToI', 'optEToI'], 'LAI', ['optEtRate', 'optEtRateDef', '

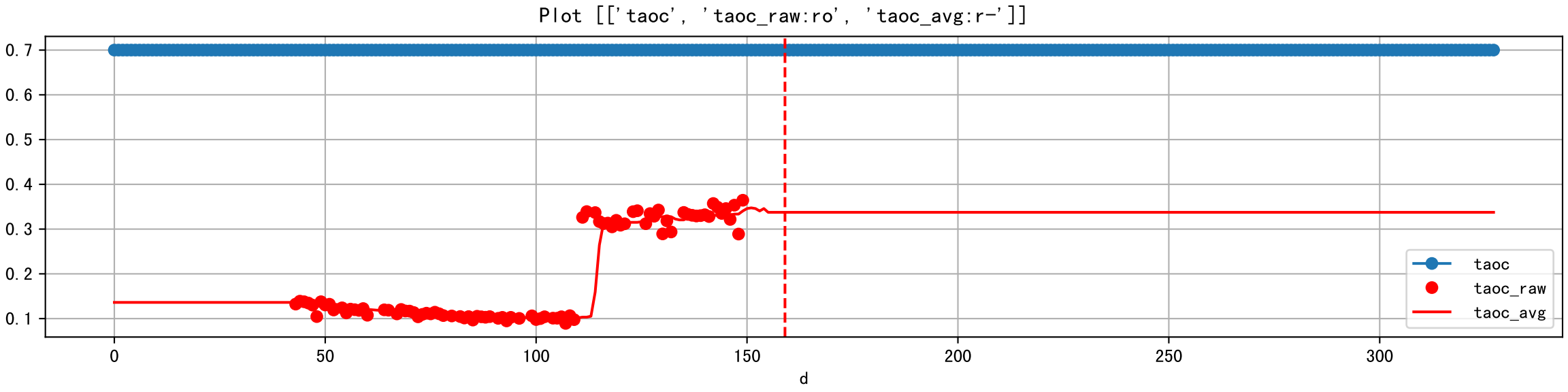
Plot [['taoc', 'taoc_raw:ro', 'taoc_avg:r-']]
0.7
0.6
0.5
0.4
0.3
0.2
0.1
0
50
100
150
200
250
300
d
taoc
taoc_raw
taoc_avg

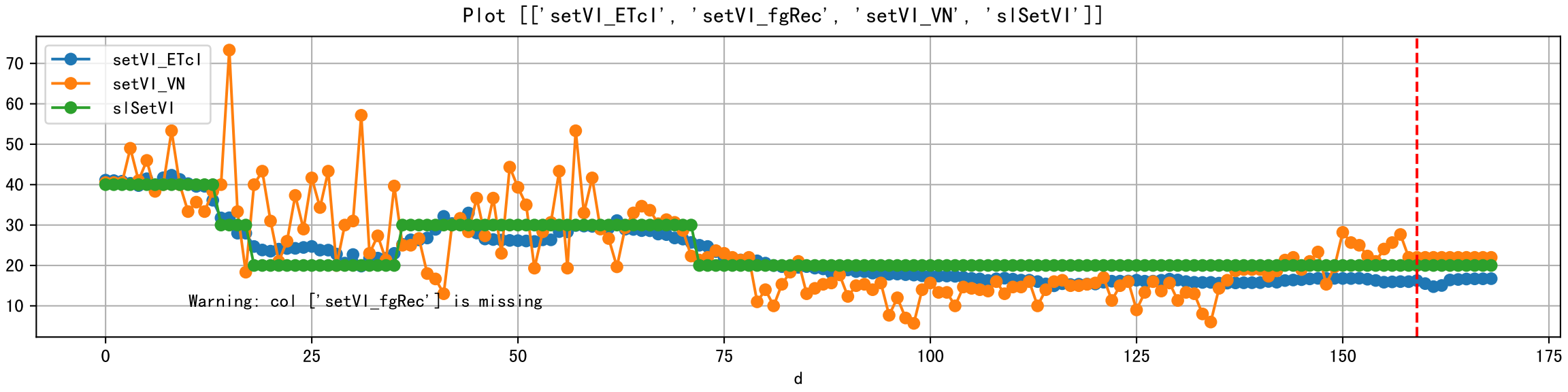
Plot [['setVI_ETcl', 'setVI_fgRec', 'setVI_VN', 'slSetVI']]
setVI_ETcl
setVI_VN
slSetVI
Warning: col ['setVI_fgRec'] is missing
70
60
50
40
30
20
10
0
25
50
75
100
125
150
175
d

Plot ['VI_pcterr', 'VO_pcterr', 'VN_pcterr']

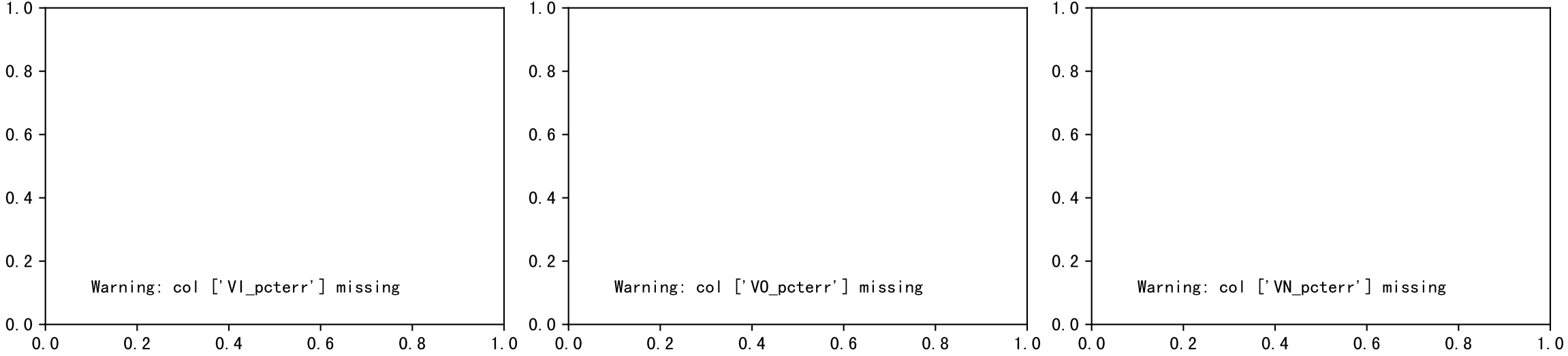

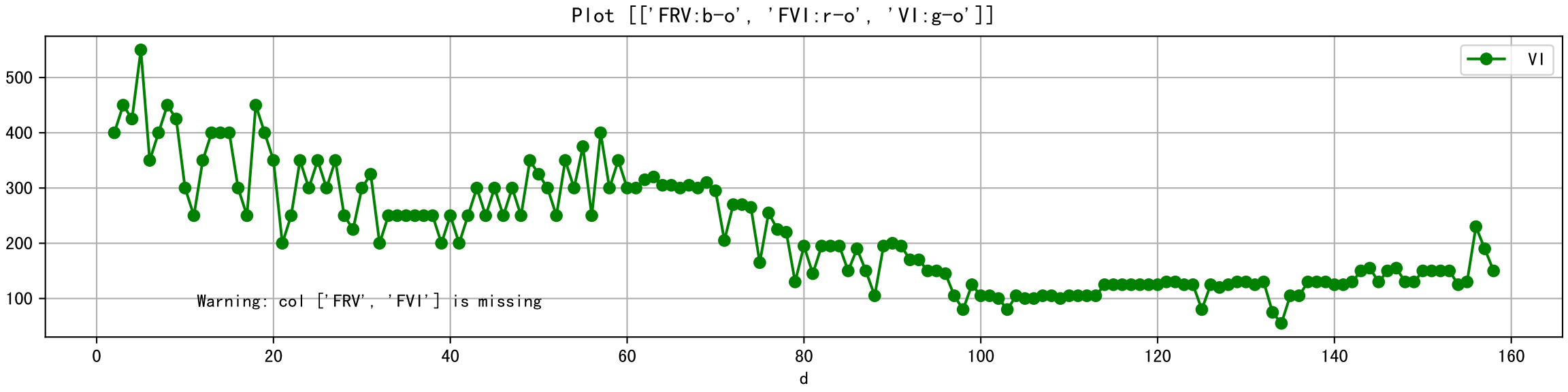
Plot [['FRV:b-o', 'FVI:r-o', 'VI:g-o']]
VI
Warning: col ['FRV', 'FVI'] is missing
500
400
300
200
100
0
20
40
60
80
100
120
140
160
d

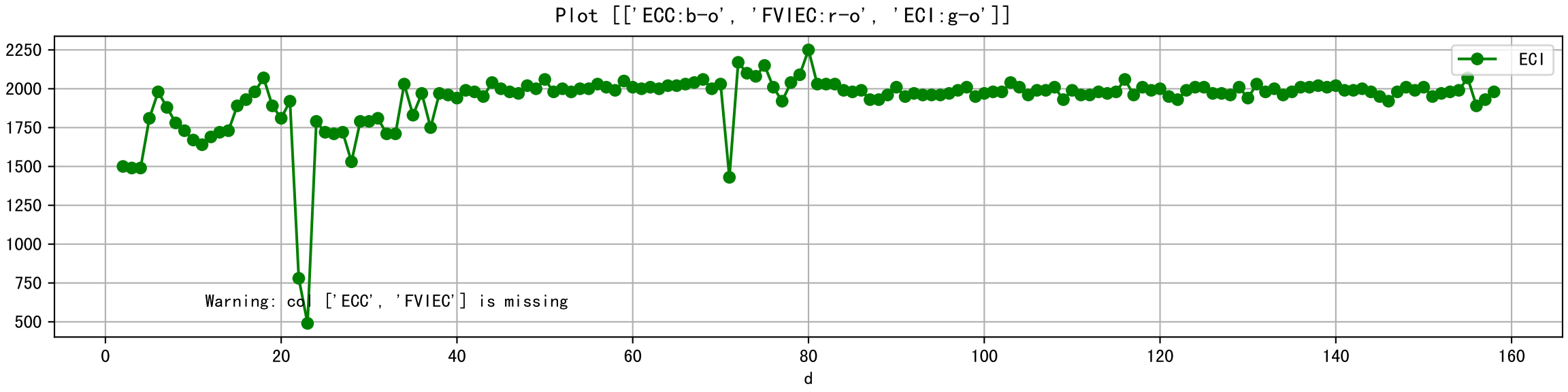
Plot [['ECC:b-o', 'FVIEC:r-o', 'ECI:g-o']]
ECI
Warning: col ['ECC', 'FVIEC'] is missing
2250
2000
1750
1500
1250
1000
750
500
0
20
40
60
80
100
120
140
160
d

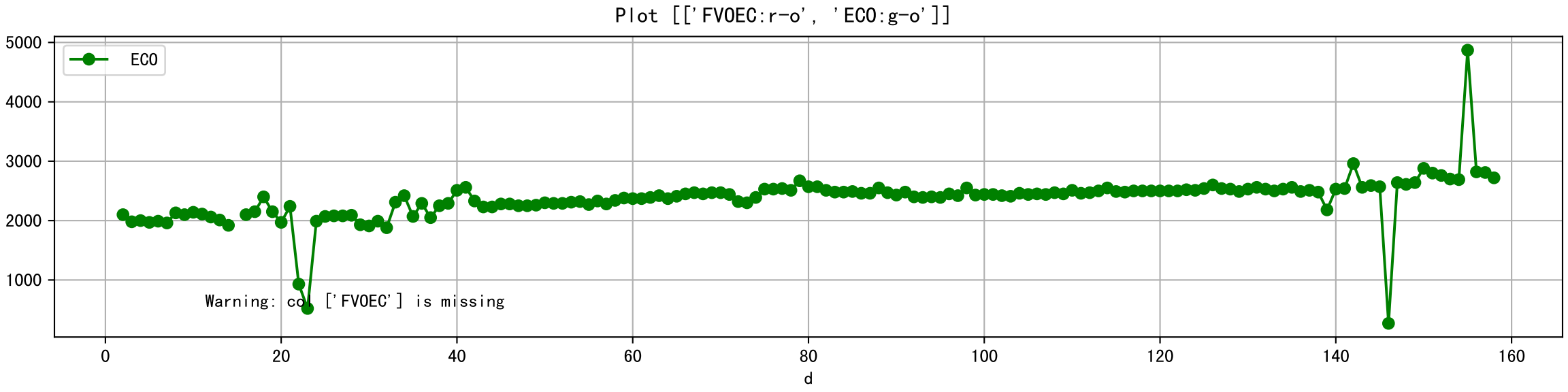
Plot [['FVOEC:r-o', 'ECO:g-o']]
ECO
Warning: col ['FVOEC'] is missing
5000
4000
3000
2000
1000
0
20
40
60
80
100
120
140
160
d

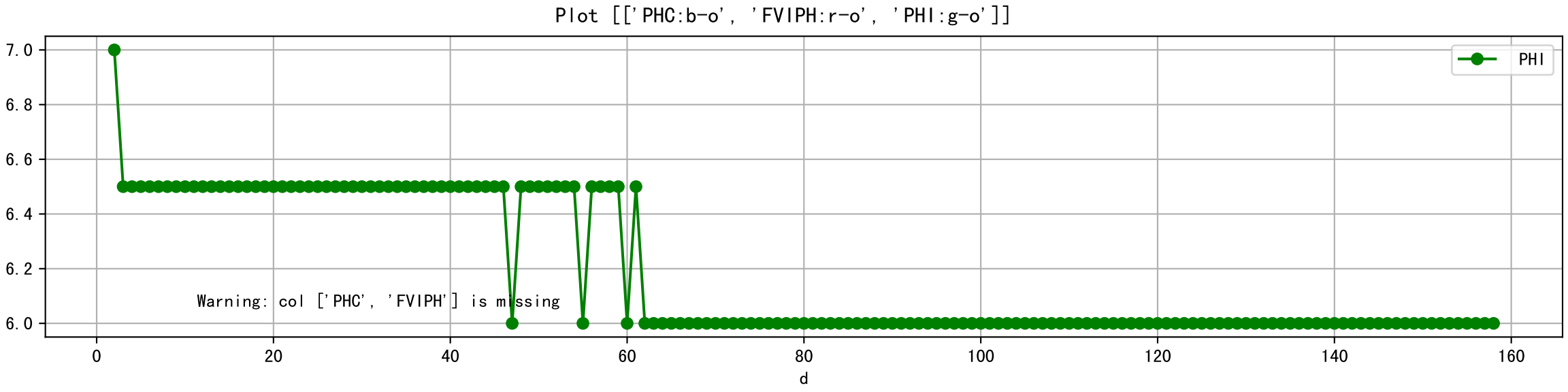
Plot [['PHC:b-o', 'FVIPH:r-o', 'PHI:g-o']]
PHI
Warning: col ['PHC', 'FVIPH'] is missing
7.0
6.8
6.6
6.4
6.2
6.0
0
20
40
60
80
100
120
140
160
d

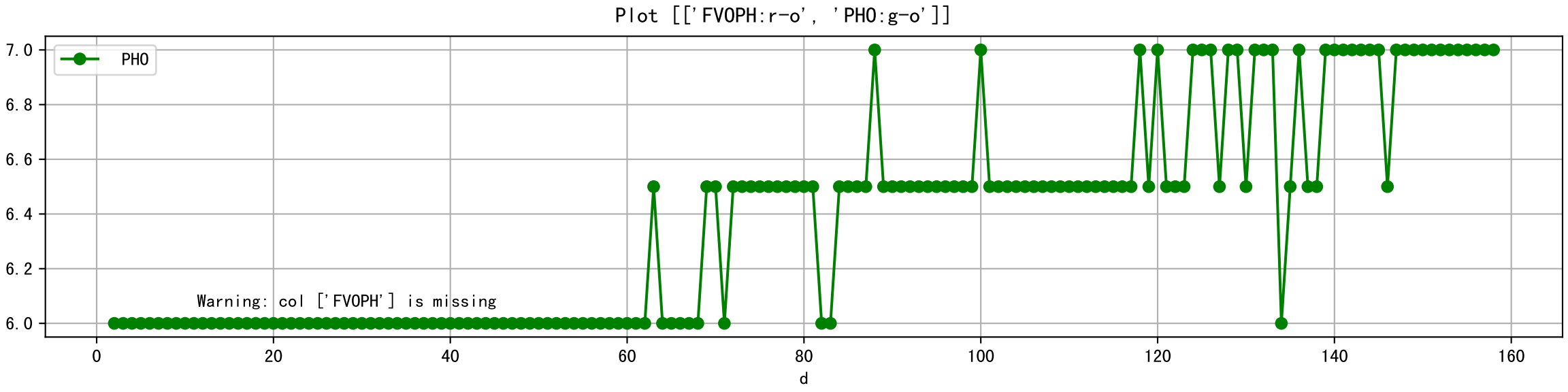
Plot [['FVOPH:r-o', 'PHO:g-o']]
PHO
Warning: col ['FVOPH'] is missing
7.0
6.8
6.6
6.4
6.2
6.0
0
20
40
60
80
100
120
140
160
d

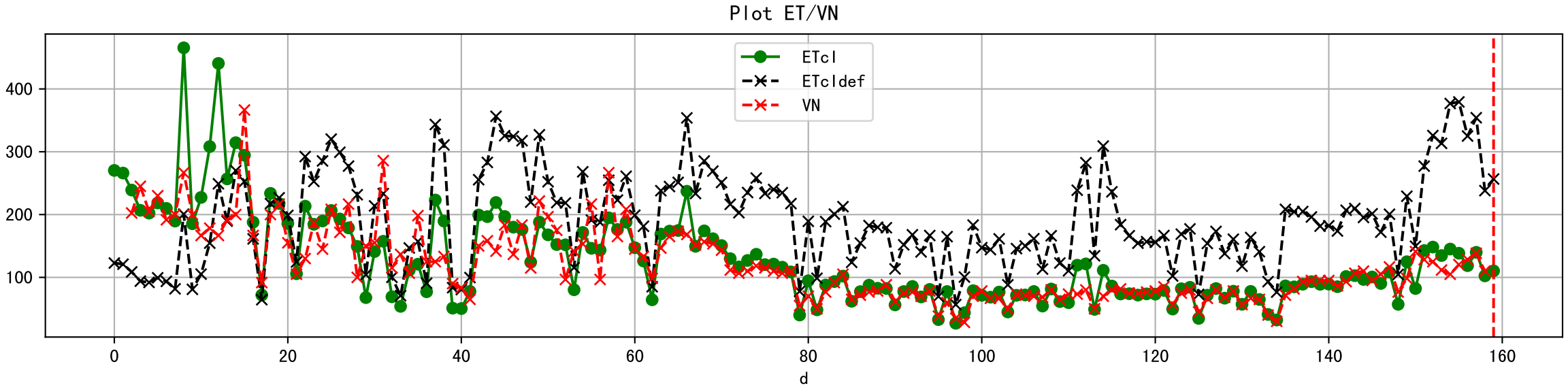
Plot ET/VN
ETcl
ETcldef
VN
400
300
200
100
0
20
40
60
80
100
120
140
160
d

Plot Fv and fertilizer usage

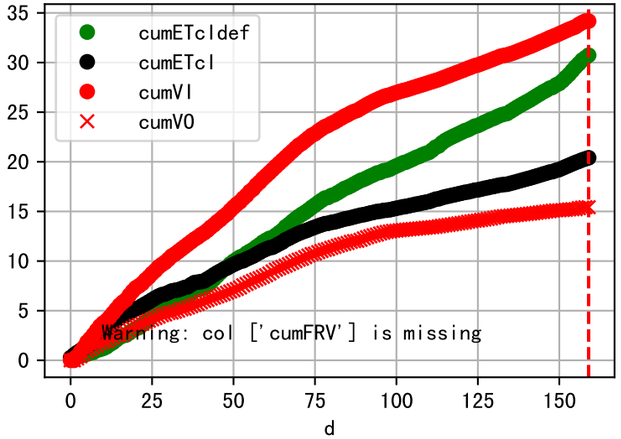

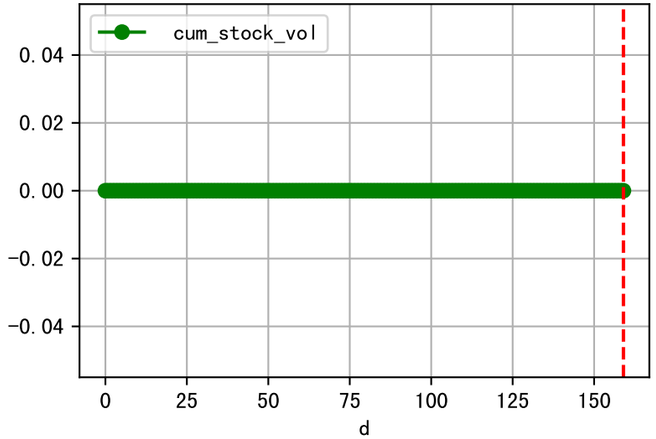

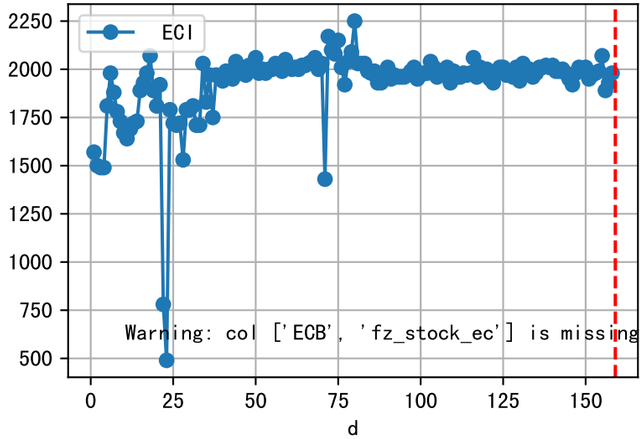

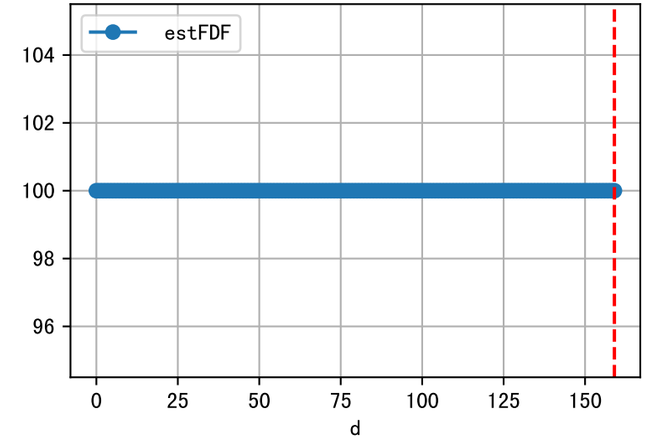

Fertilizer Range Source: kerleyL, kerleyH, UnivFL, TNAI, Haifa

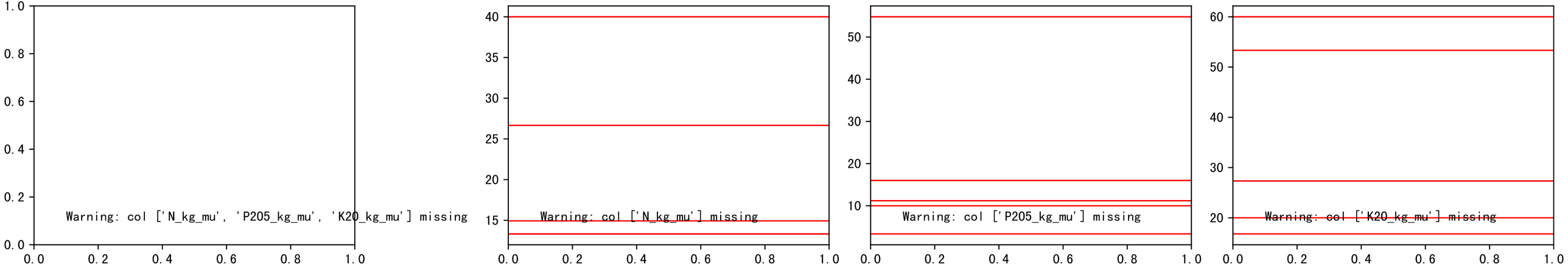

Trend plot forP2-11_0

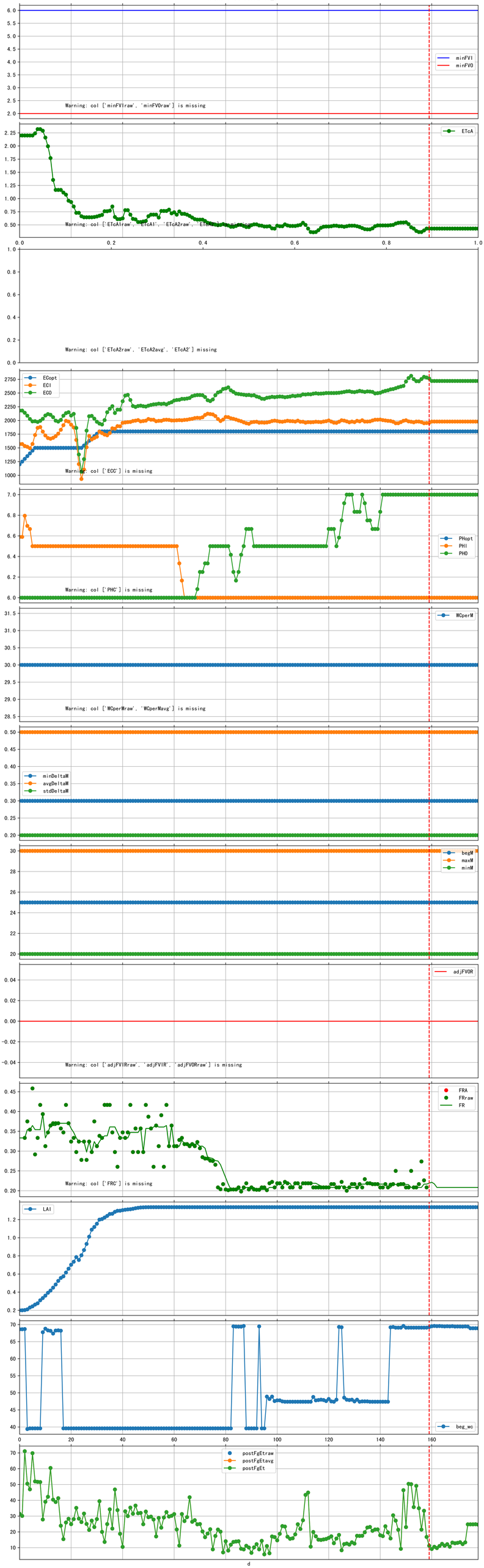

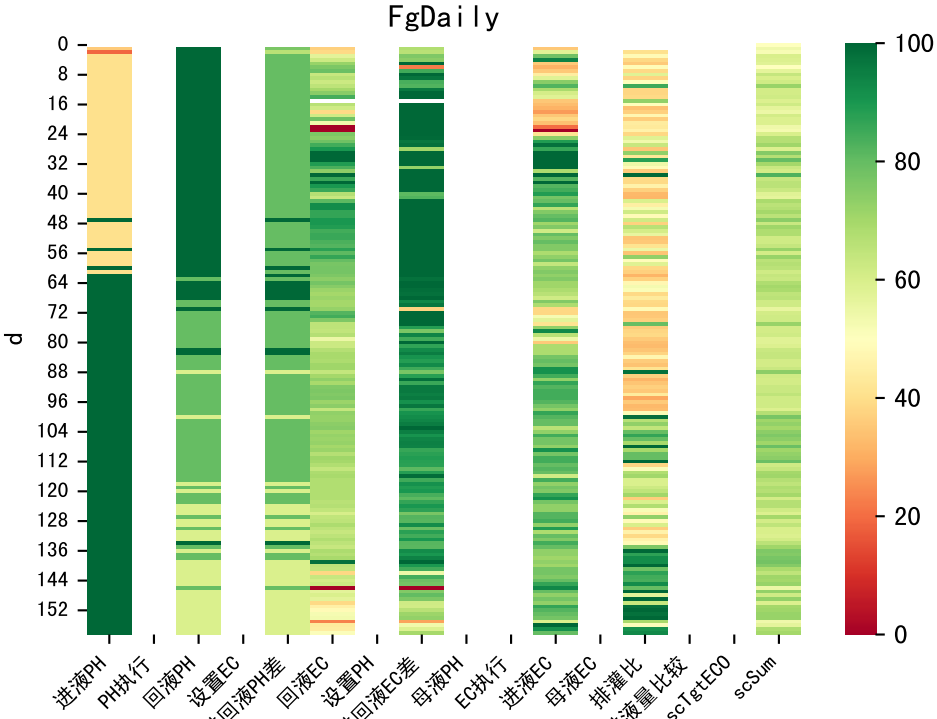
FgDaily
d
0
8
16
24
32
40
48
56
64
72
80
88
96
104
112
120
128
136
144
152
进液PH
PH执行
回液PH
设置EC
回液PH差
回液EC
设置PH
回液EC差
母液PH
EC执行
进液EC
母液EC
排灌比
液量比较
scTgtEC0
scSum
100
80
60
40
20
0

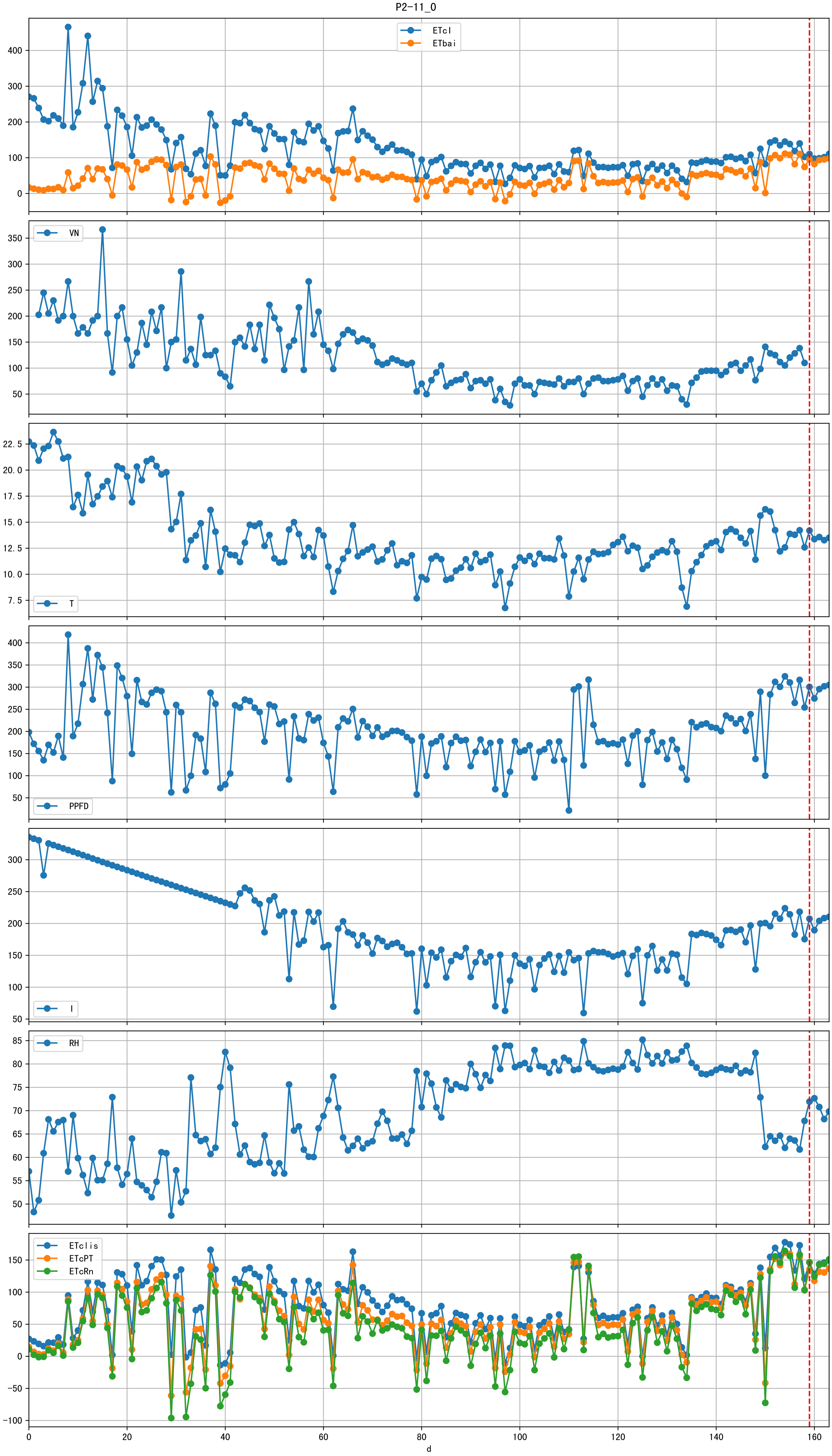
P2-11_0
ETcl
ETbai
VN
T
PPFD
I
RH
ETclis
ETcPT
ETcRn
d

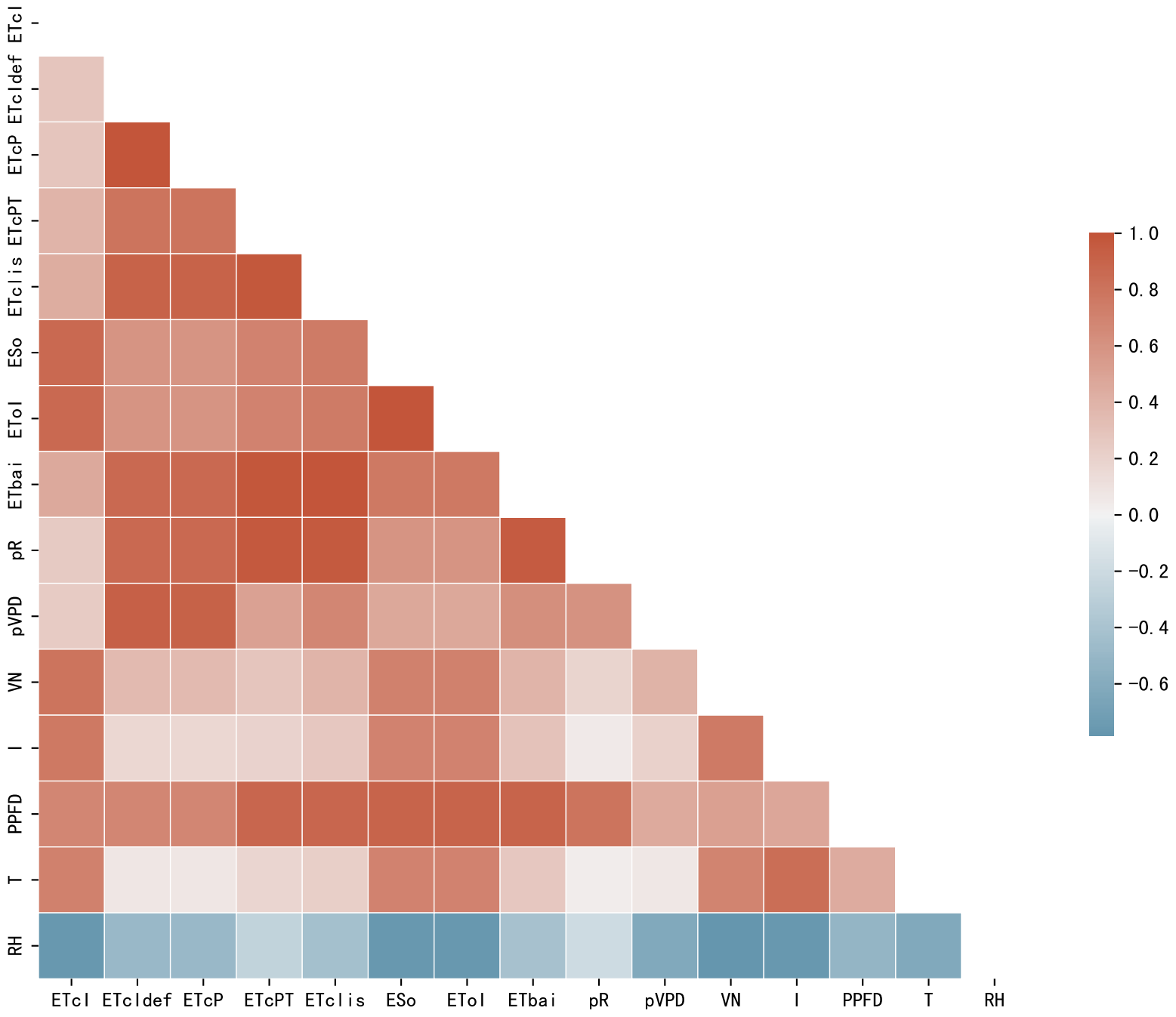
ETcl
ETcldef
ETcP
ETcPT
ETclis
ESo
ETol
ETbai
pR
pVPD
VN
I
PPFD
T
RH
1.0
0.8
0.6
0.4
0.2
0.0
−0.2
−0.4
−0.6

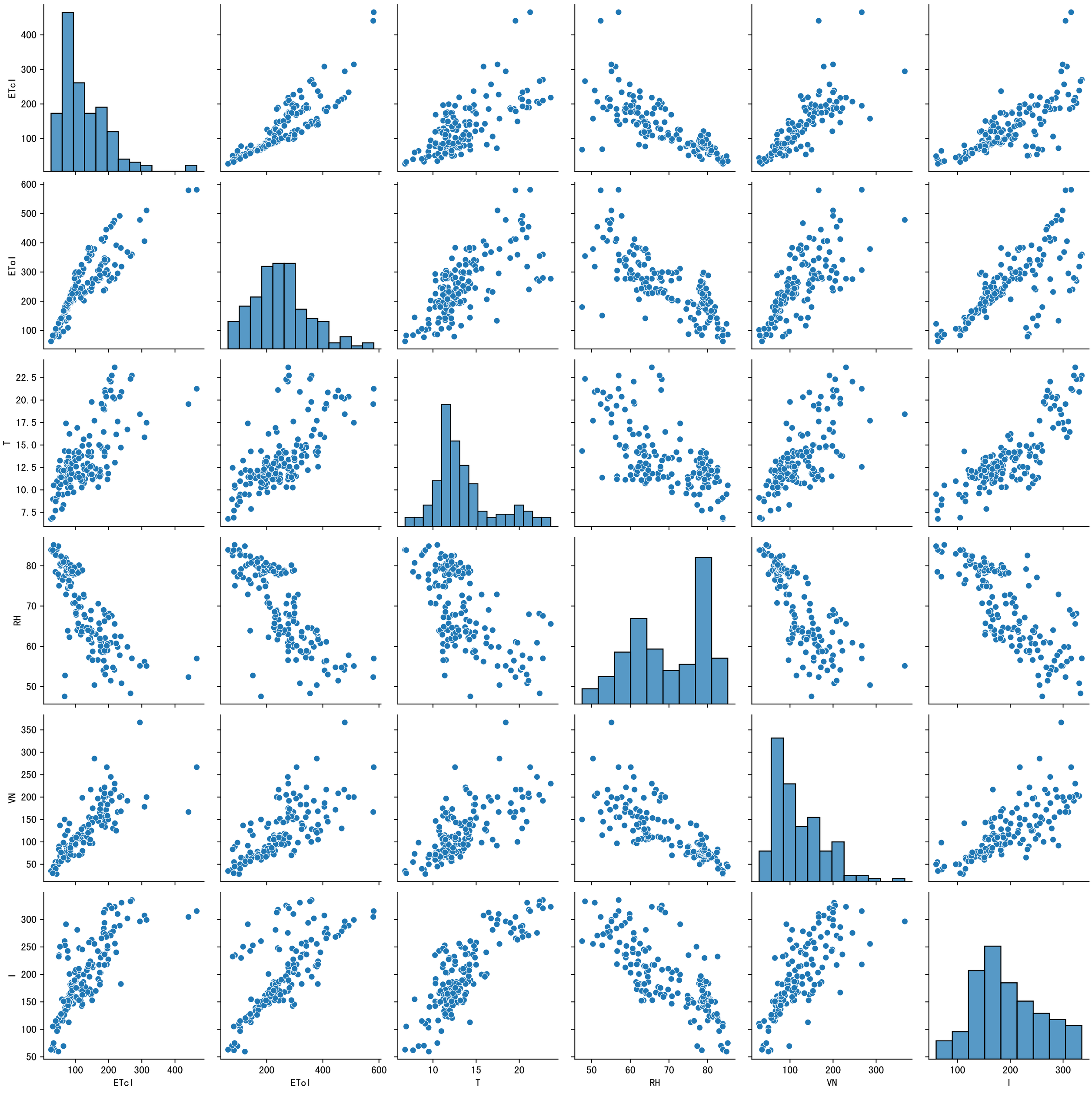
ETcl
ETol
T
RH
VN
I
ETcl
ETol
T
RH
VN
I

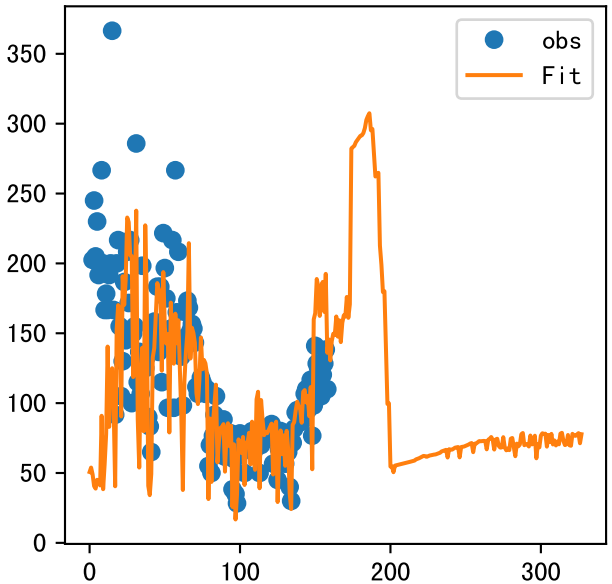

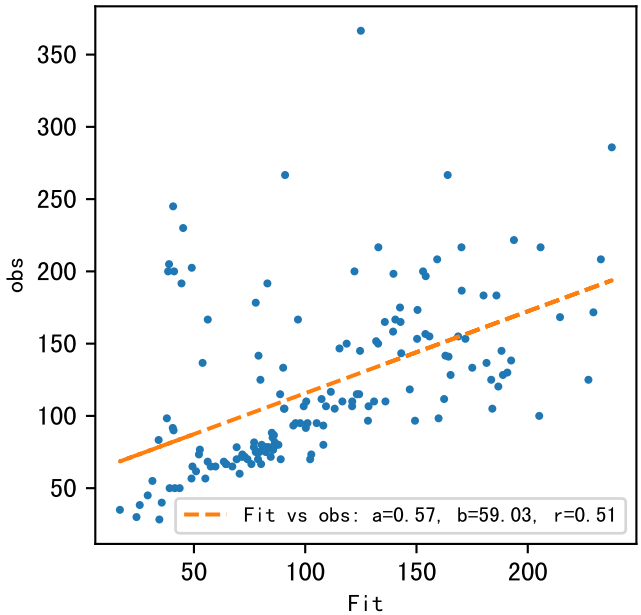

baiA	baiB
0.2665	0.0491

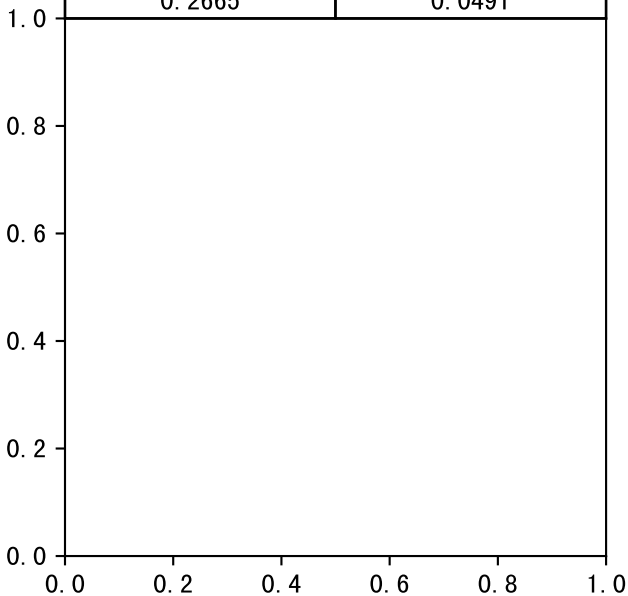

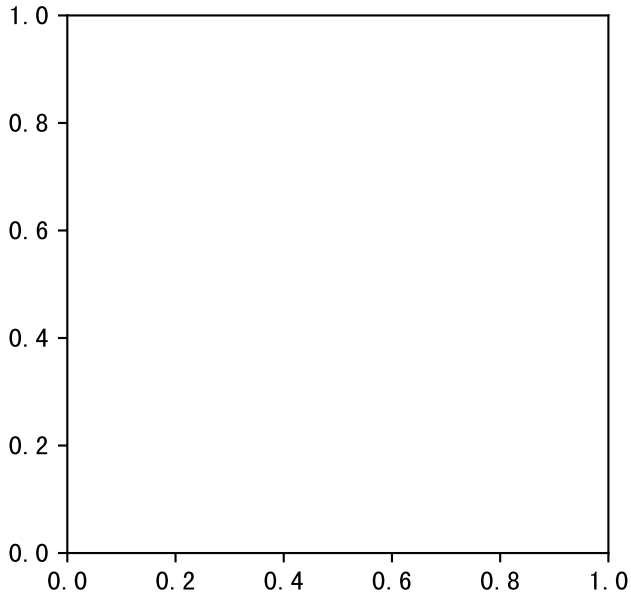

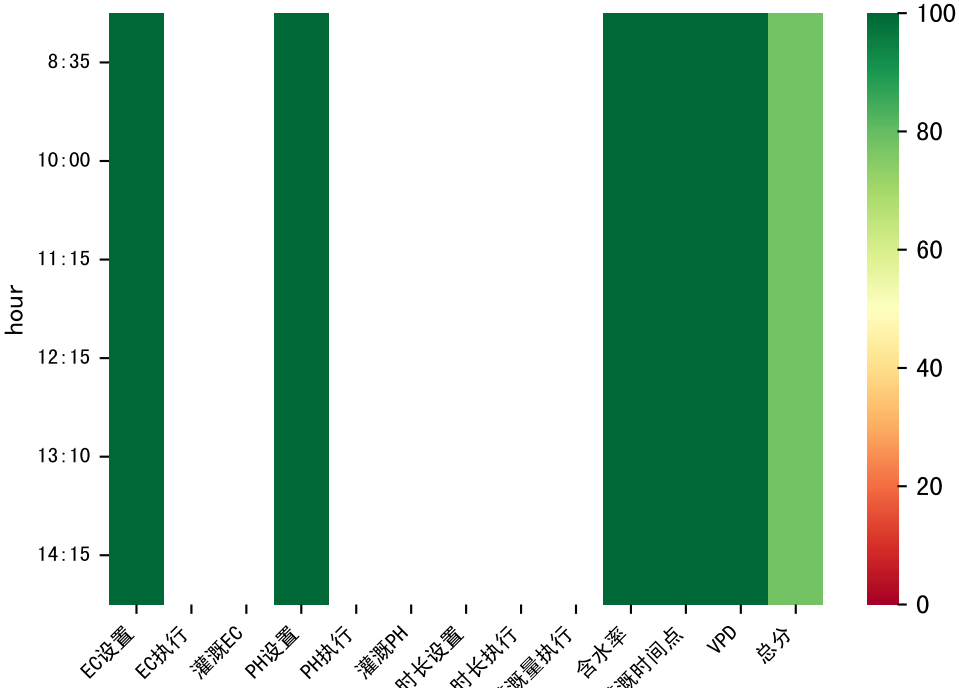
hour
8:35
10:00
11:15
12:15
13:10
14:15
EC设置
EC执行
灌溉EC
PH设置
PH执行
灌溉PH
时长设置
时长执行
灌溉量执行
含水率
灌溉时间点
VPD
总分
100
80
60
40
20
0

时间	灌溉时长(秒)	灌溉量(毫升/株)	灌溉总量(方/次)	天气	注释
08:35	91	20.0	0.143	晴	预期@08:35 手动（未用传感器）
10:00	91	20.0	0.143	晴	预期@10:00 手动（未用传感器）
11:15	91	20.0	0.143	晴	预期@11:15 手动（未用传感器）
12:15	91	20.0	0.143	晴	预期@12:15 手动（未用传感器）
13:10	91	20.0	0.143	晴	预期@13:10 手动（未用传感器）
14:15	91	20.0	0.143	晴	预期@14:15 手动（未用传感器）
总计	546.0 (6次)	120.0			建议进液EC：1680， PH：6.0

P2-11_0, Day=159 (2026-02-12)

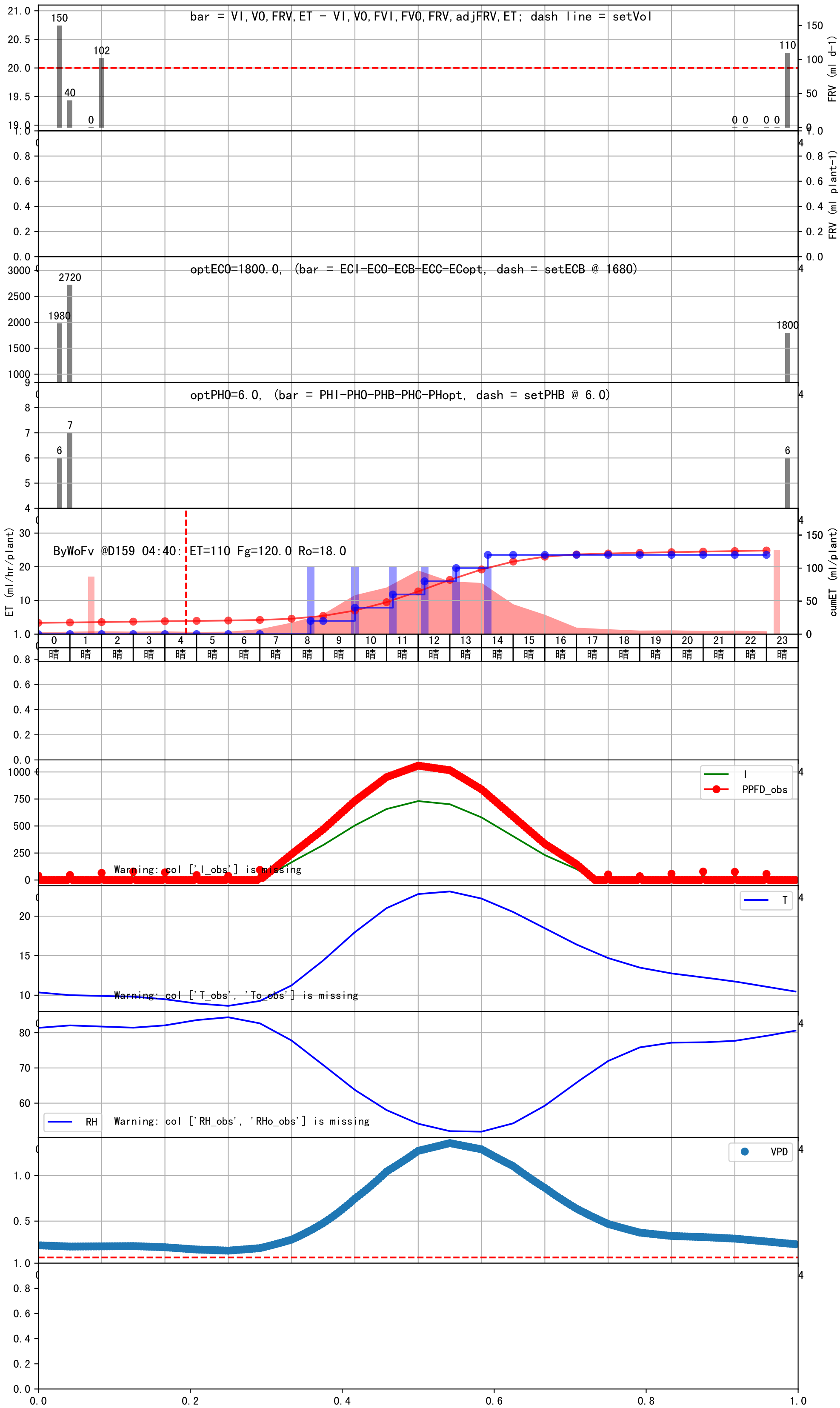

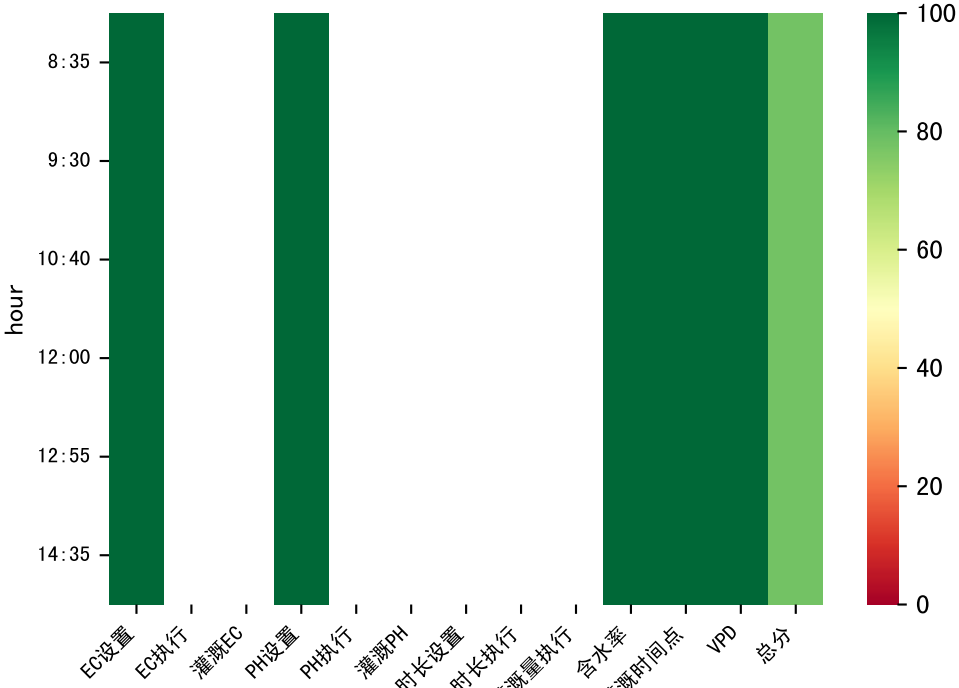
hour
8:35
9:30
10:40
12:00
12:55
14:35
EC设置
EC执行
灌溉EC
PH设置
PH执行
灌溉PH
时长设置
时长执行
灌溉量执行
含水率
灌溉时间点
VPD
总分
100
80
60
40
20
0

时间	灌溉时长(秒)	灌溉量(毫升/株)	灌溉总量(方/次)	天气	注释
08:35	91	20.0	0.143	晴	假设@08:35 未知程序（未用传感器）
09:30	91	20.0	0.143	晴	假设@09:30 未知程序（未用传感器）
10:40	91	20.0	0.143	晴	假设@10:40 未知程序（未用传感器）
12:00	91	20.0	0.143	多云	假设@12:00 未知程序（未用传感器）
12:55	91	20.0	0.143	多云	假设@12:55 未知程序（未用传感器）
14:35	91	20.0	0.143	多云	假设@14:35 未知程序（未用传感器）
总计	546.0 (6次)	120.0			建议进液EC：1680， PH：6.0

P2-11_0, Day=158 (2026-02-11)

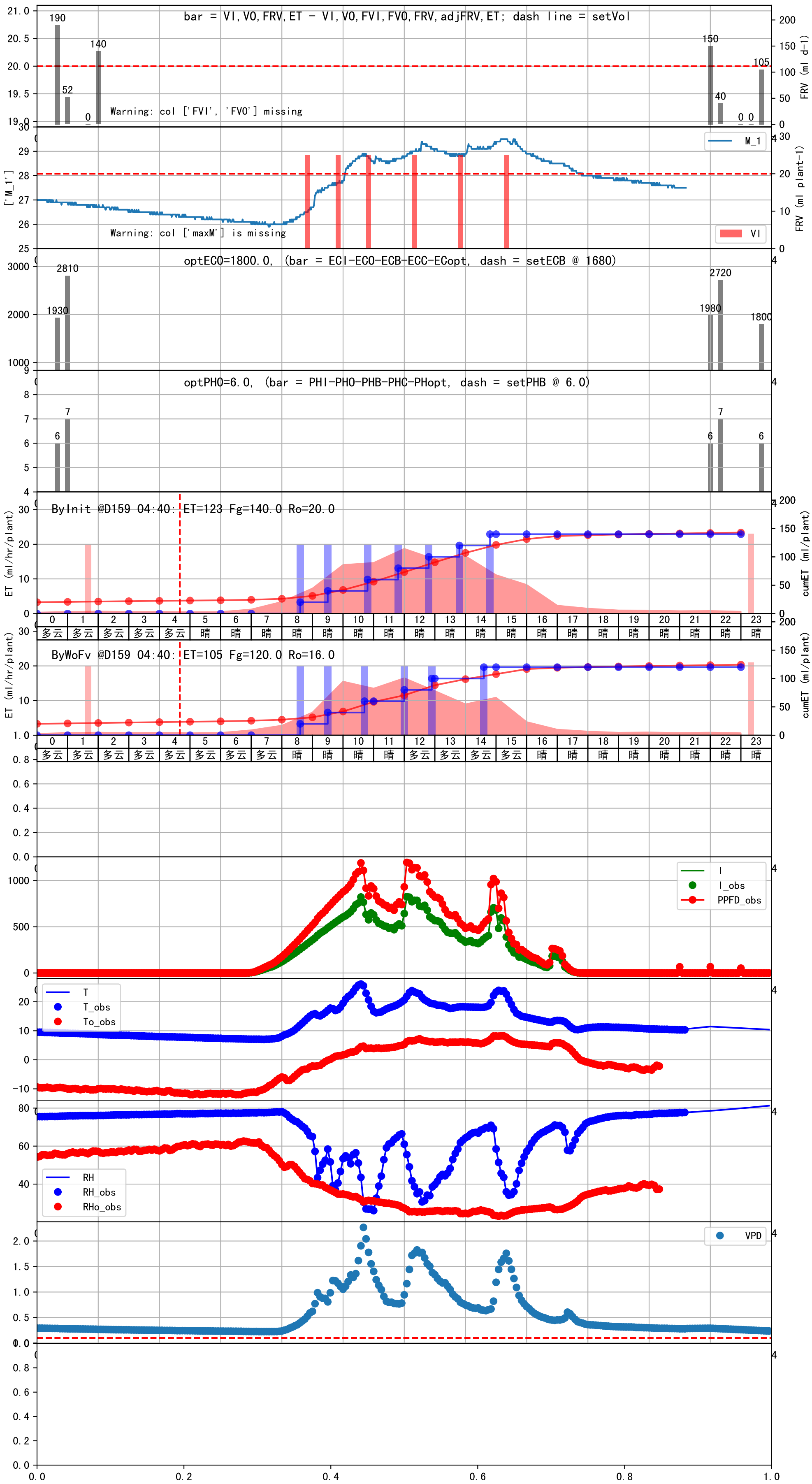

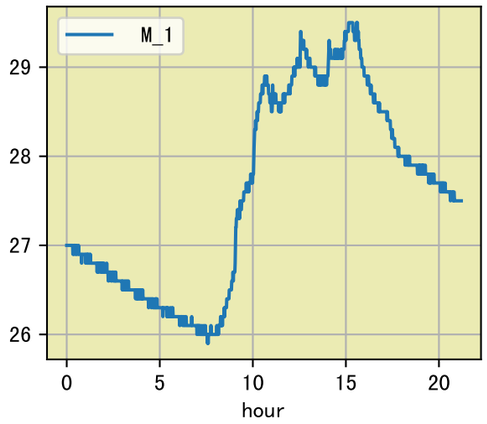
M_1
29
28
27
26
0
5
10
15
20
hour

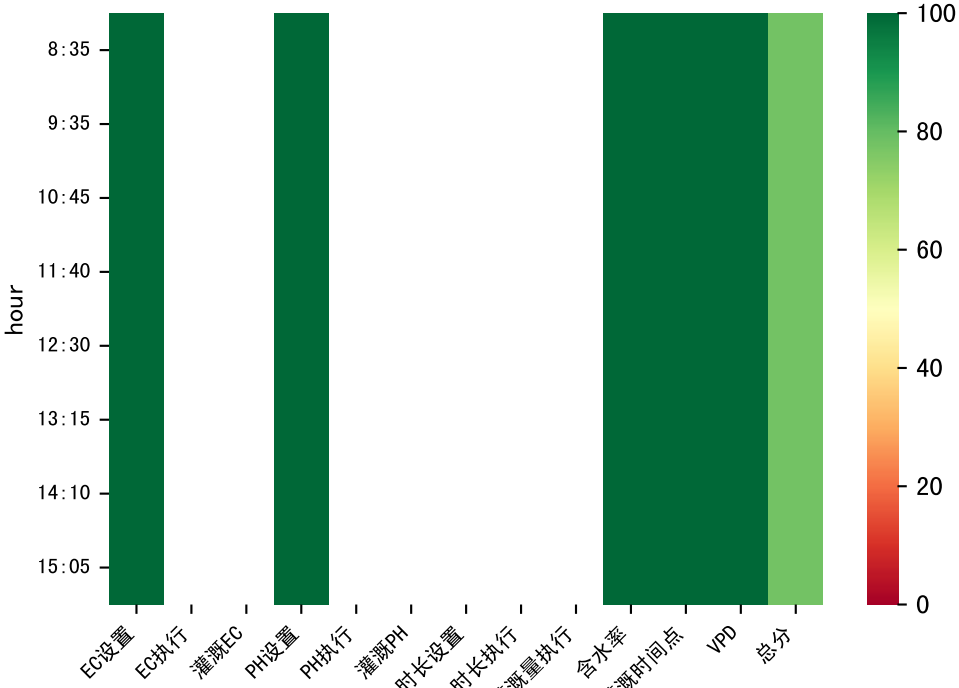
hour
8:35
9:35
10:45
11:40
12:30
13:15
14:10
15:05
EC设置
EC执行
灌溉EC
PH设置
PH执行
灌溉PH
时长设置
时长执行
灌溉量执行
含水率
灌溉时间点
VPD
总分
100
80
60
40
20
0

时间	灌溉时长(秒)	灌溉量(毫升/株)	灌溉总量(方/次)	天气	注释
08:35	95	20.0	0.143	多云	假设@08:35 未知程序（未用传感器）
09:35	95	20.0	0.143	多云	假设@09:35 未知程序（未用传感器）
10:45	95	20.0	0.143	多云	假设@10:45 未知程序（未用传感器）
11:40	95	20.0	0.143	晴	假设@11:40 未知程序（未用传感器）
12:30	95	20.0	0.143	晴	假设@12:30 未知程序（未用传感器）
13:15	95	20.0	0.143	晴	假设@13:15 未知程序（未用传感器）
14:10	95	20.0	0.143	晴	假设@14:10 未知程序（未用传感器）
15:05	95	20.0	0.143	晴	假设@15:05 未知程序（未用传感器）
总计	760.0 (8次)	160.0			建议进液EC：1610， PH：6.0

P2-11_0, Day=157 (2026-02-10)

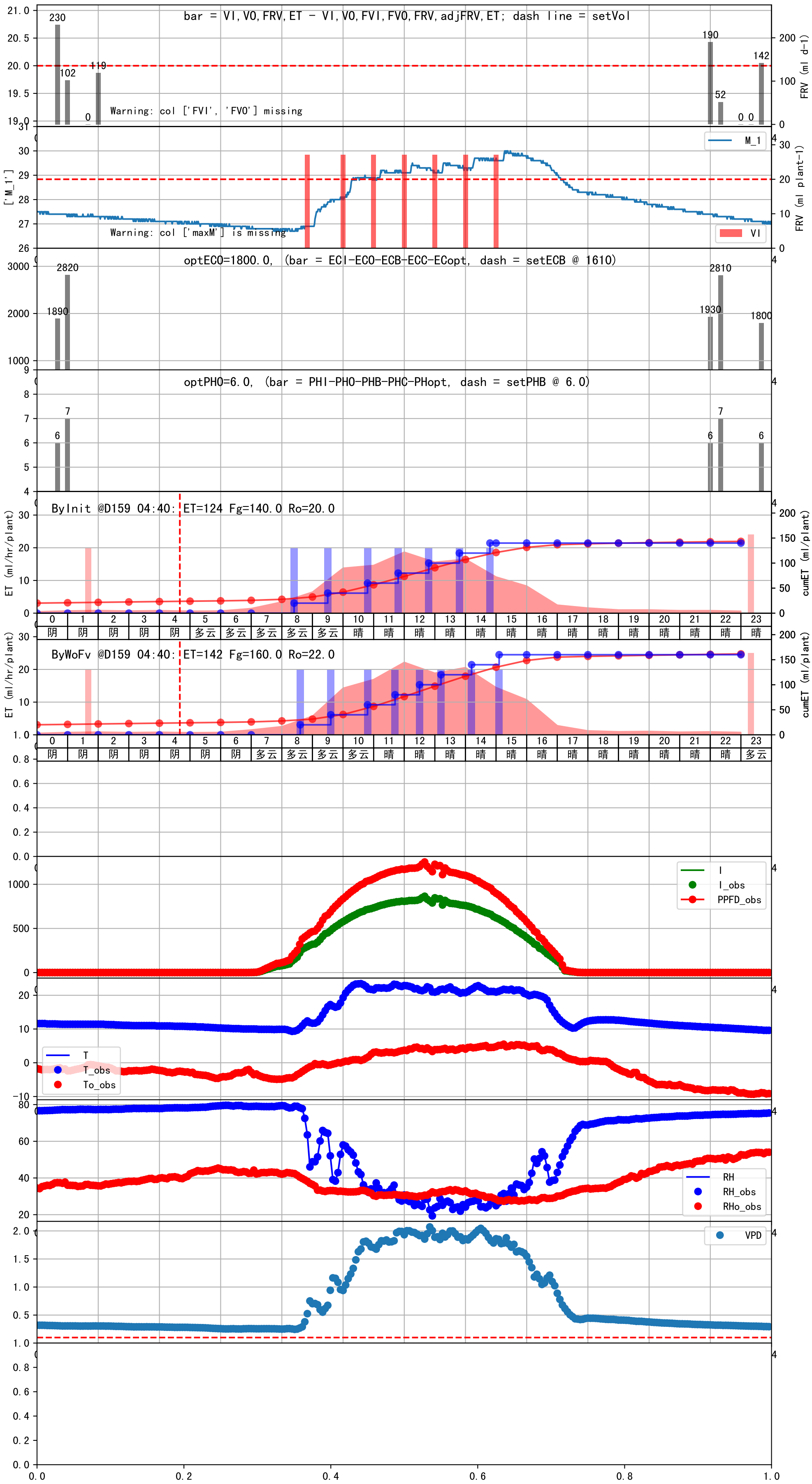

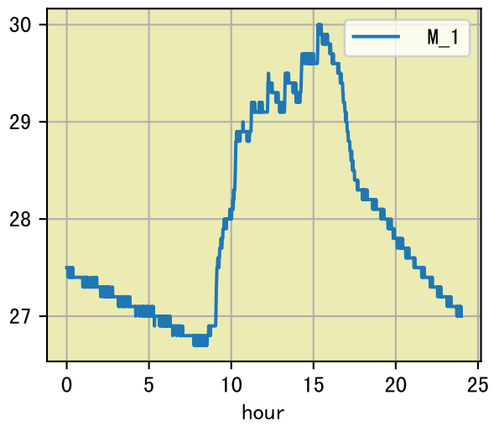
30
29
28
27
0
5
10
15
20
25
hour
M_1

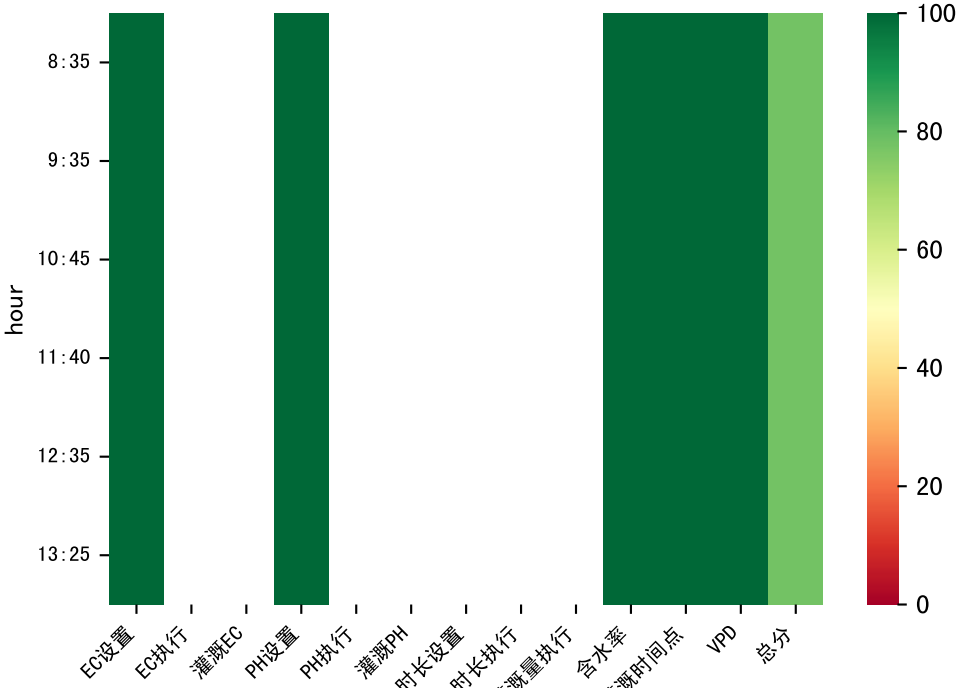
hour
8:35
9:35
10:45
11:40
12:35
13:25
EC设置
EC执行
灌溉EC
PH设置
PH执行
灌溉PH
时长设置
时长执行
灌溉量执行
含水率
灌溉时间点
VPD
总分
100
80
60
40
20
0

时间	灌溉时长(秒)	灌溉量(毫升/株)	灌溉总量(方/次)	天气	注释
08:35	95	20.0	0.143	晴	假设@08:35 未知程序（未用传感器）
09:35	95	20.0	0.143	多云	假设@09:35 未知程序（未用传感器）
10:45	95	20.0	0.143	多云	假设@10:45 未知程序（未用传感器）
11:40	95	20.0	0.143	晴	假设@11:40 未知程序（未用传感器）
12:35	95	20.0	0.143	晴	假设@12:35 未知程序（未用传感器）
13:25	95	20.0	0.143	晴	假设@13:25 未知程序（未用传感器）
总计	570.0 (6次)	120.0			建议进液EC：1760， PH：6.0

P2-11_0, Day=156 (2026-02-09)

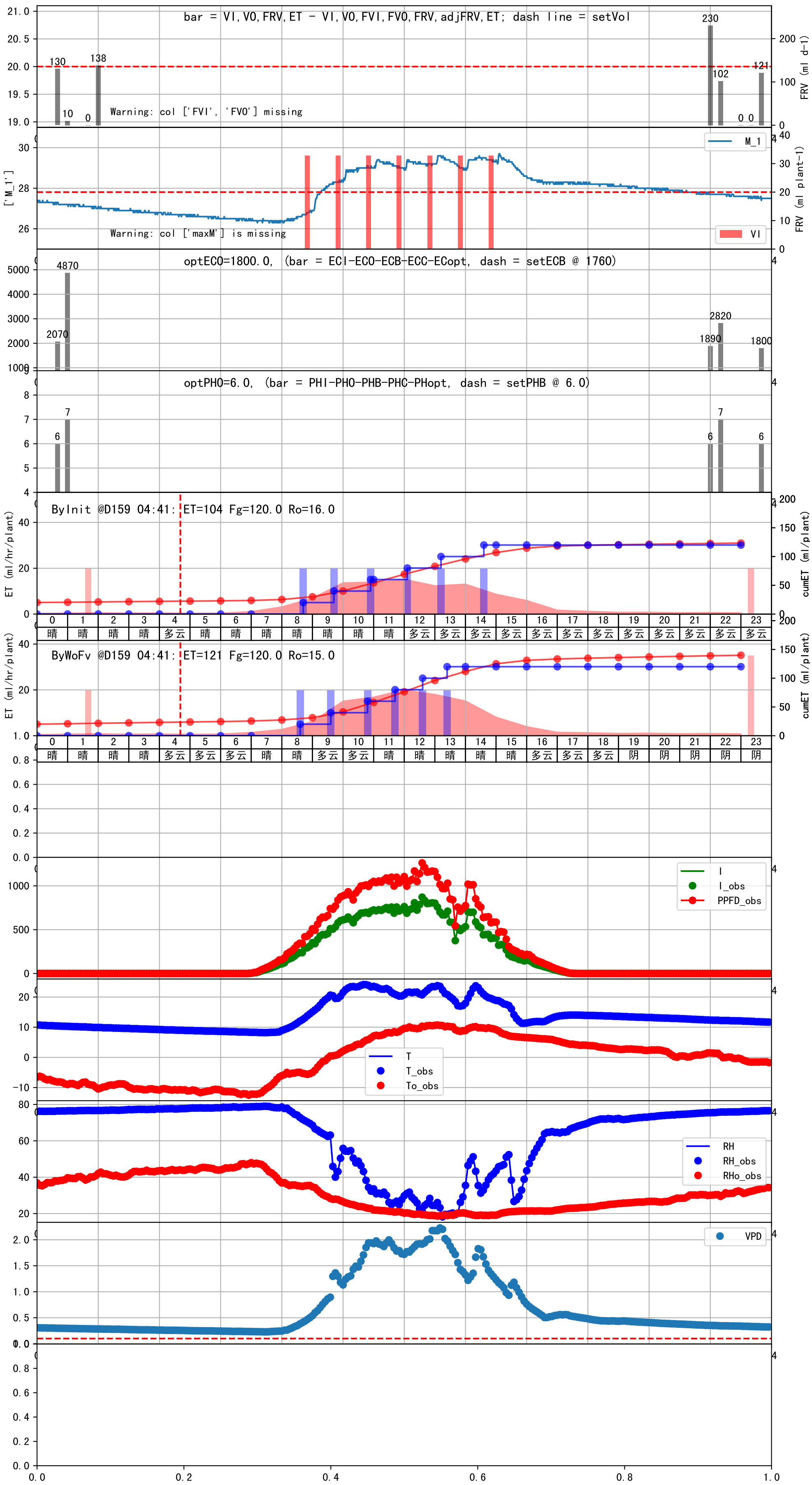

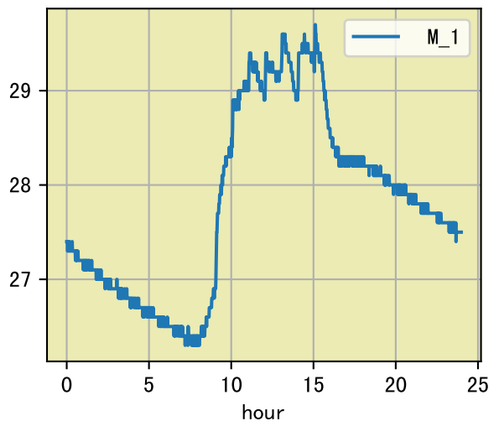
M_1
29
28
27
0
5
10
15
20
25
hour

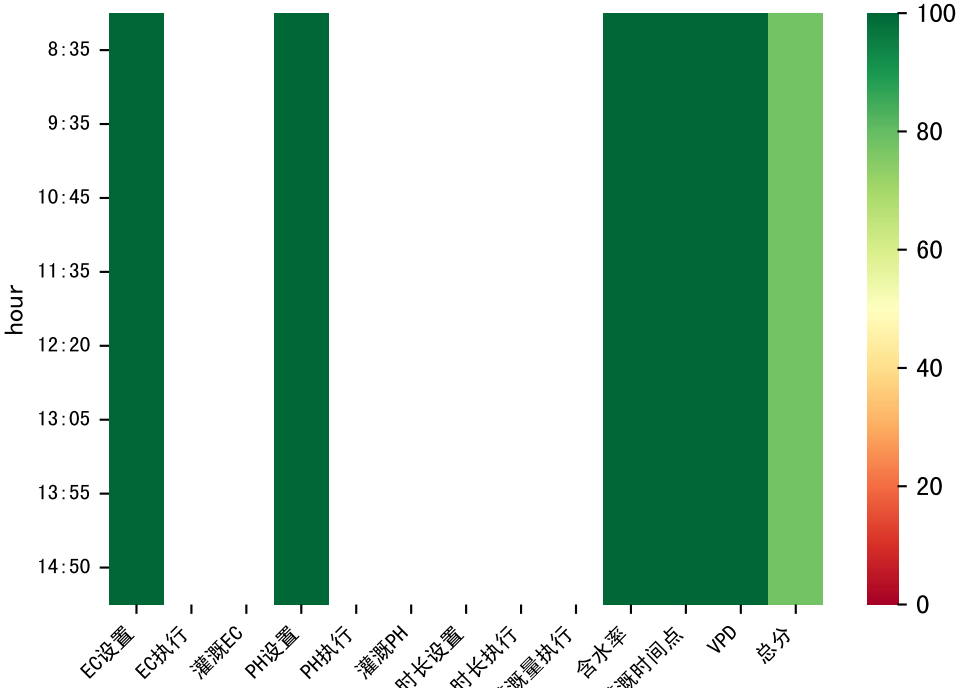
hour
8:35
9:35
10:45
11:35
12:20
13:05
13:55
14:50
EC设置
EC执行
灌溉EC
PH设置
PH执行
灌溉PH
时长设置
时长执行
灌溉量执行
含水率
灌溉时间点
VPD
总分
100
80
60
40
20
0

时间	灌溉时长(秒)	灌溉量(毫升/株)	灌溉总量(方/次)	天气	注释
08:35	95	20.0	0.143	多云	假设@08:35 未知程序（未用传感器）
09:35	95	20.0	0.143	晴	假设@09:35 未知程序（未用传感器）
10:45	95	20.0	0.143	晴	假设@10:45 未知程序（未用传感器）
11:35	95	20.0	0.143	晴	假设@11:35 未知程序（未用传感器）
12:20	95	20.0	0.143	晴	假设@12:20 未知程序（未用传感器）
13:05	95	20.0	0.143	晴	假设@13:05 未知程序（未用传感器）
13:55	95	20.0	0.143	晴	假设@13:55 未知程序（未用传感器）
14:50	95	20.0	0.143	晴	假设@14:50 未知程序（未用传感器）
总计	760.0 (8次)	160.0			建议进液EC：1690， PH：6.0

P2-11_0, Day=155 (2026-02-08)

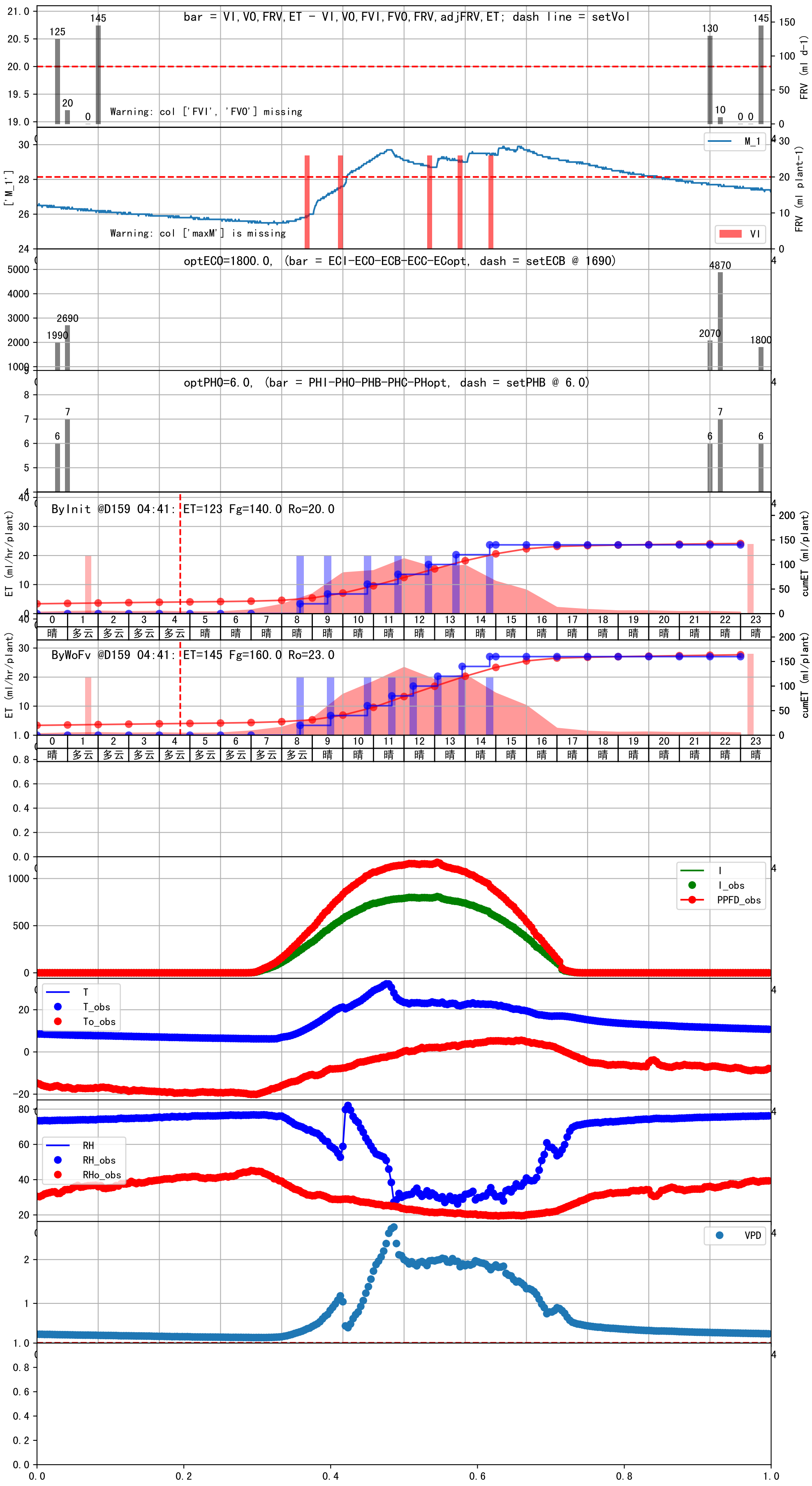

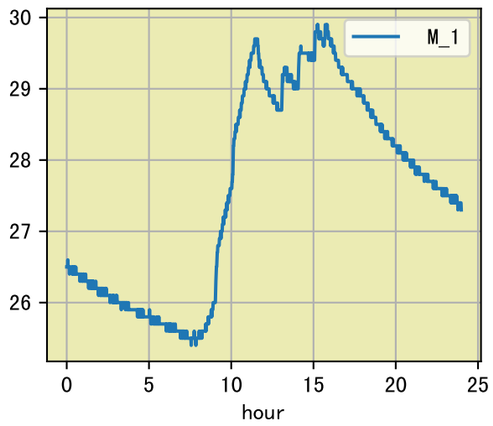
30
29
28
27
26
0
5
10
15
20
25
hour
M_1