FgArea: ['E1']
NC11 P2
2025-11-03 (Day 40)

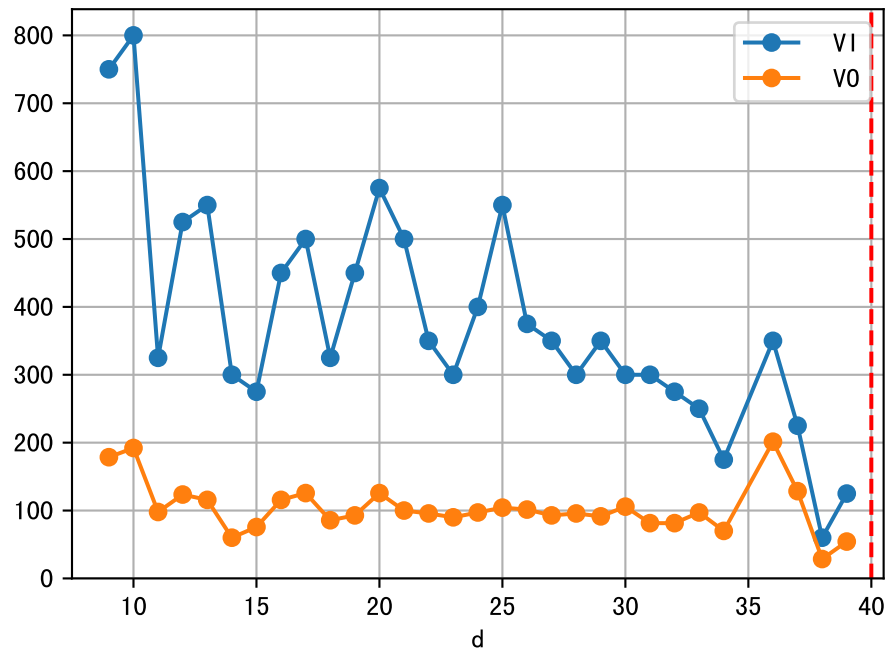
VI
VO
d

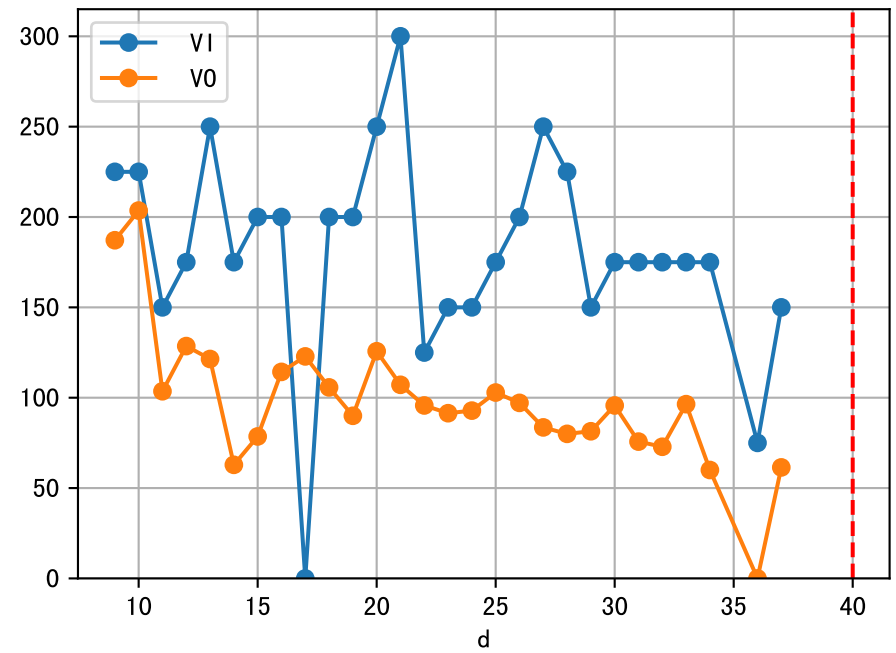
VI
VO
d

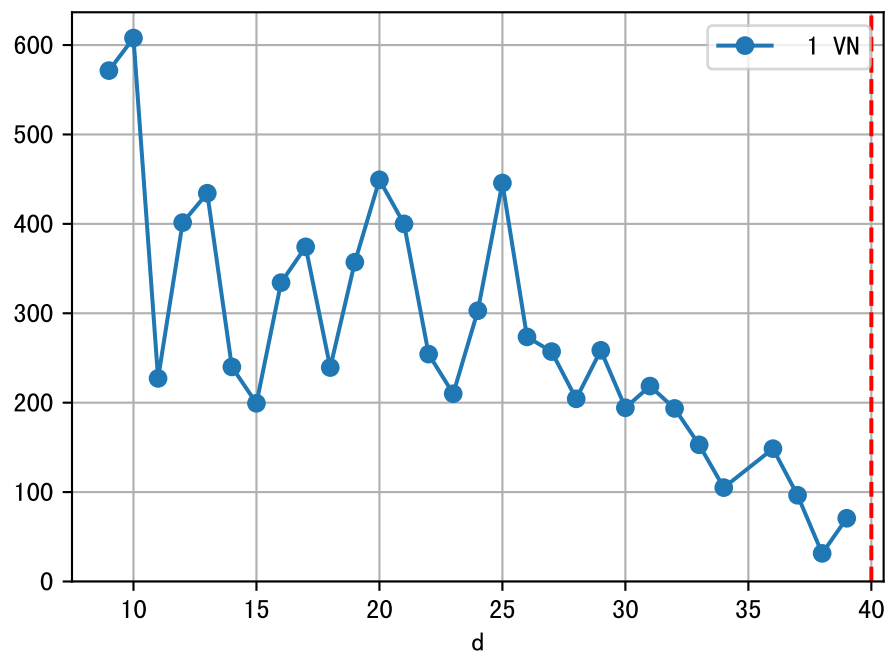
1 VN
d

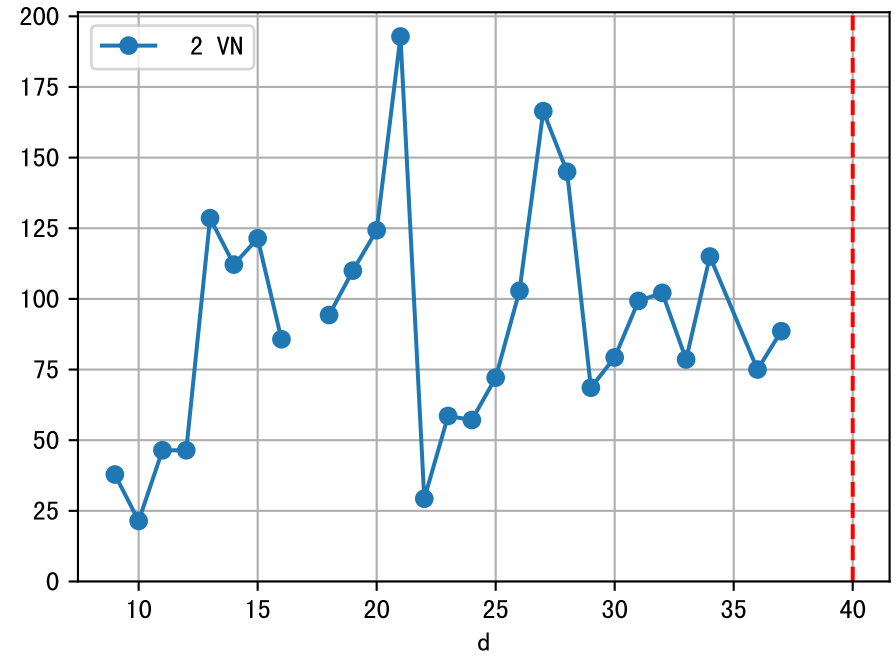
2 VN
d

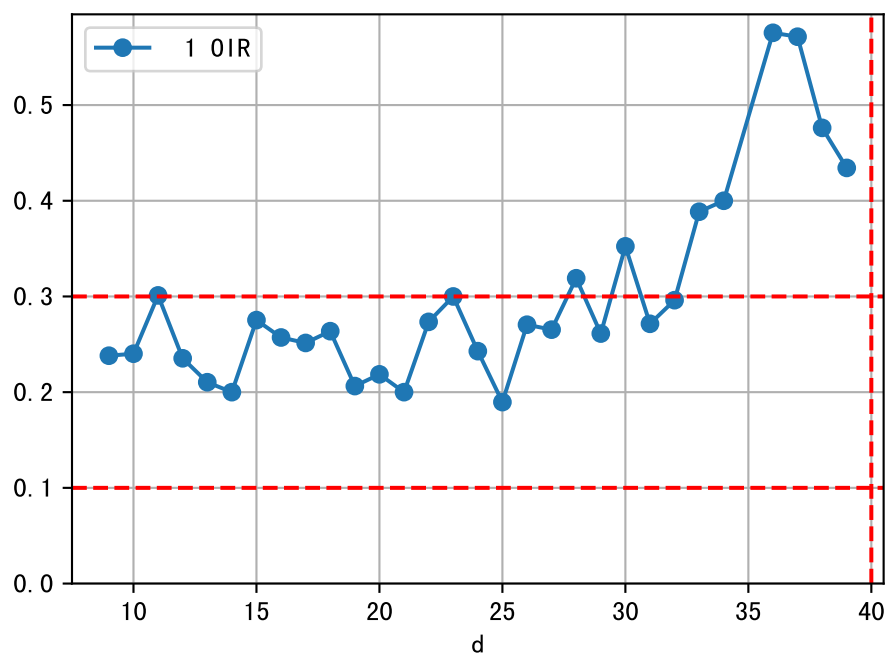
1 OIR
d

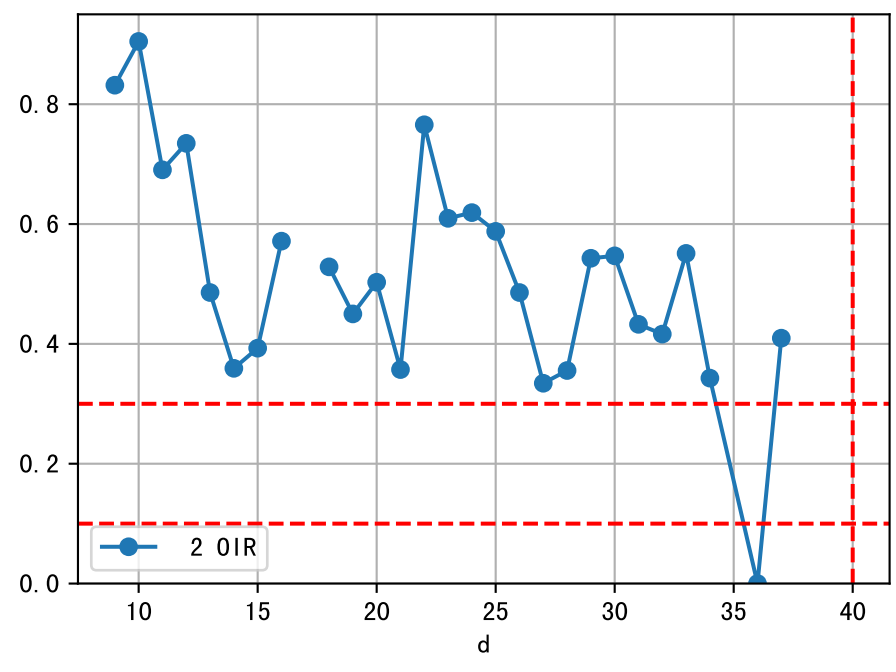
2 OIR
d

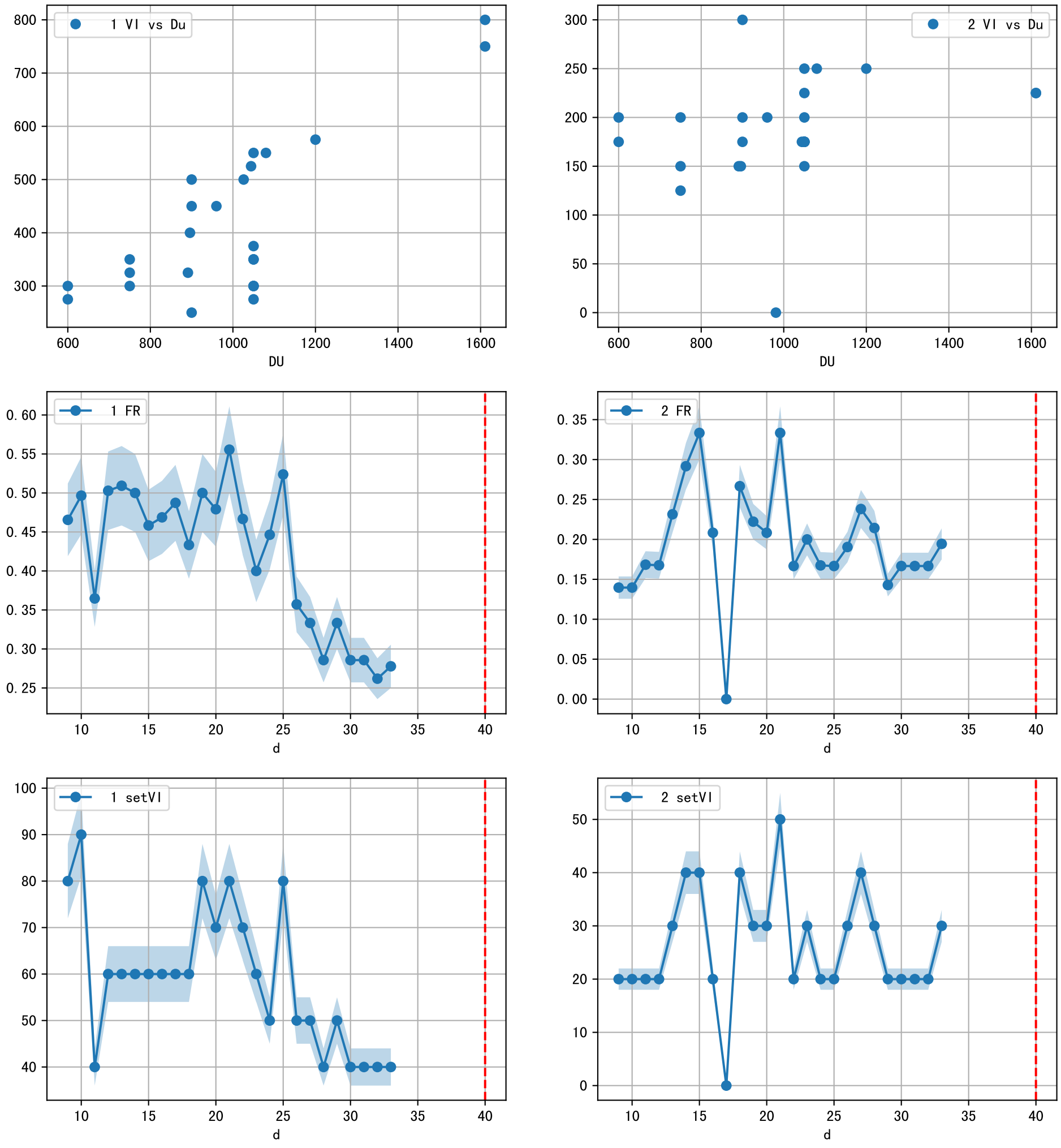
1 VI vs Du
DU
2 VI vs Du
DU
1 FR
d
2 FR
d
1 setVI
d
2 setVI
d

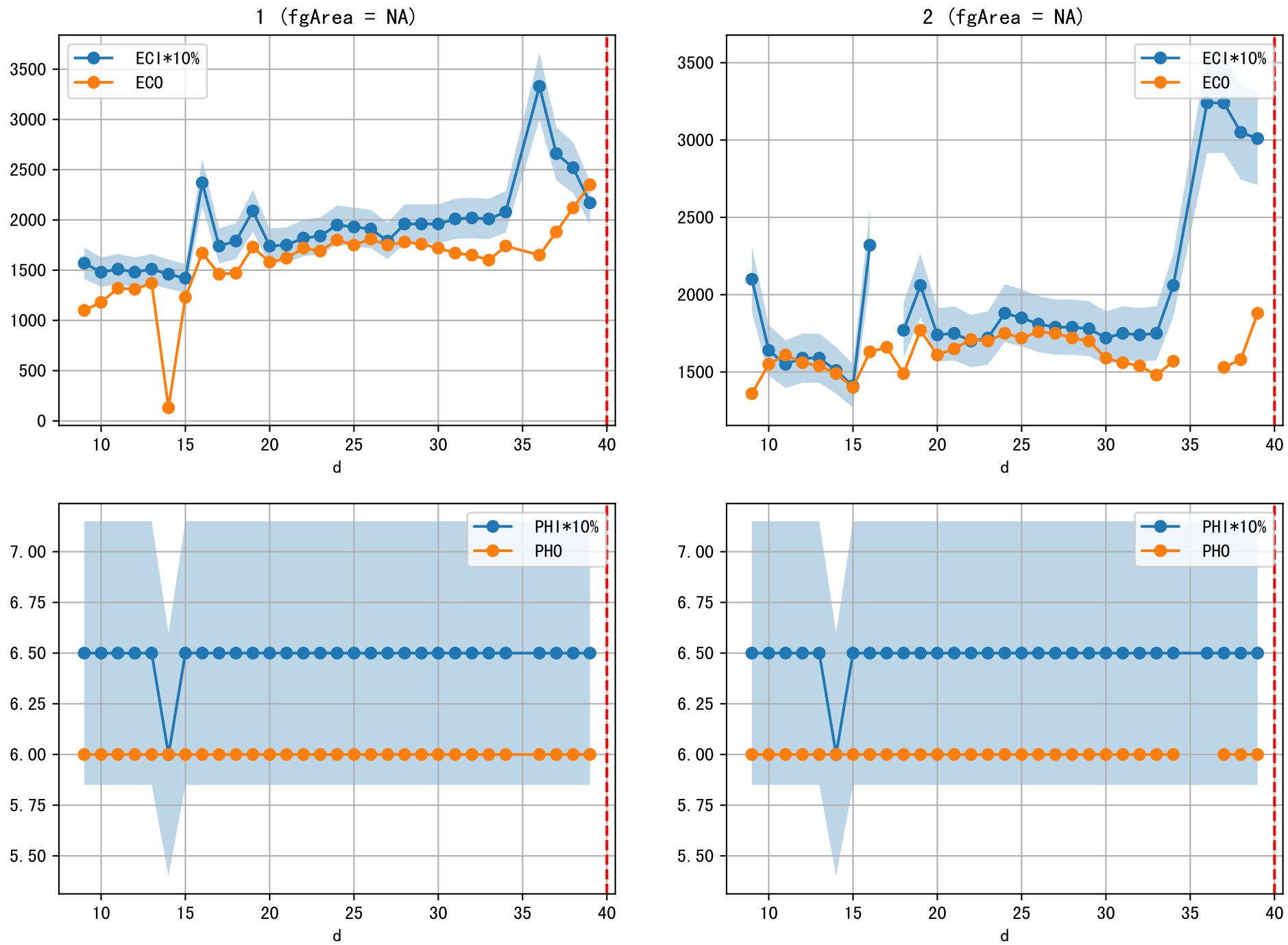
1 (fgArea = NA)
2 (fgArea = NA)
ECI*10%
ECO
PHI*10%
PHO
d

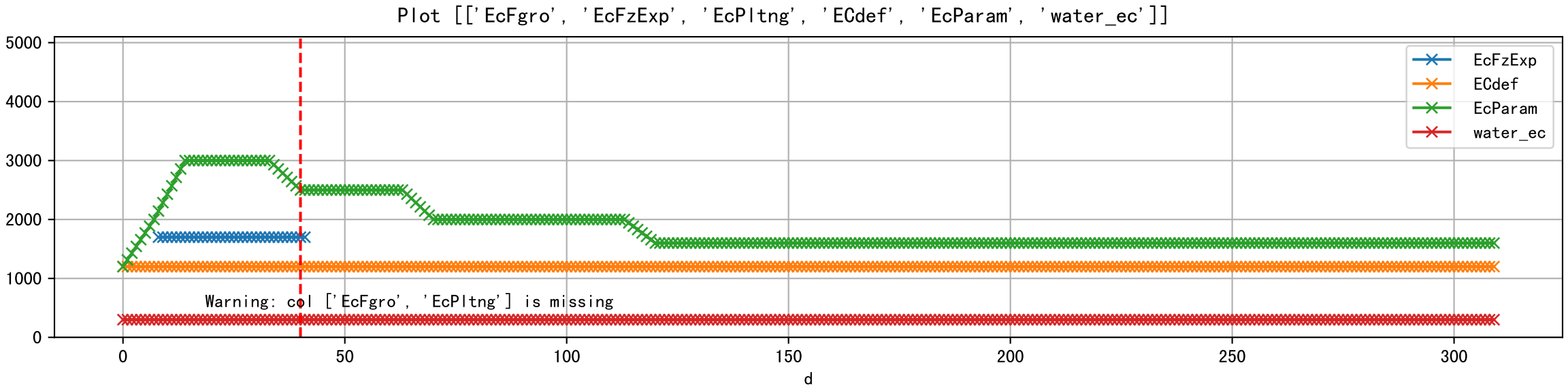
Plot [['EcFgro', 'EcFzExp', 'EcPltng', 'ECdef', 'EcParam', 'water_ec']]
EcFzExp
ECdef
EcParam
water_ec
Warning: col ['EcFgro', 'EcPltng'] is missing
5000
4000
3000
2000
1000
0
0
50
100
150
200
250
300
d

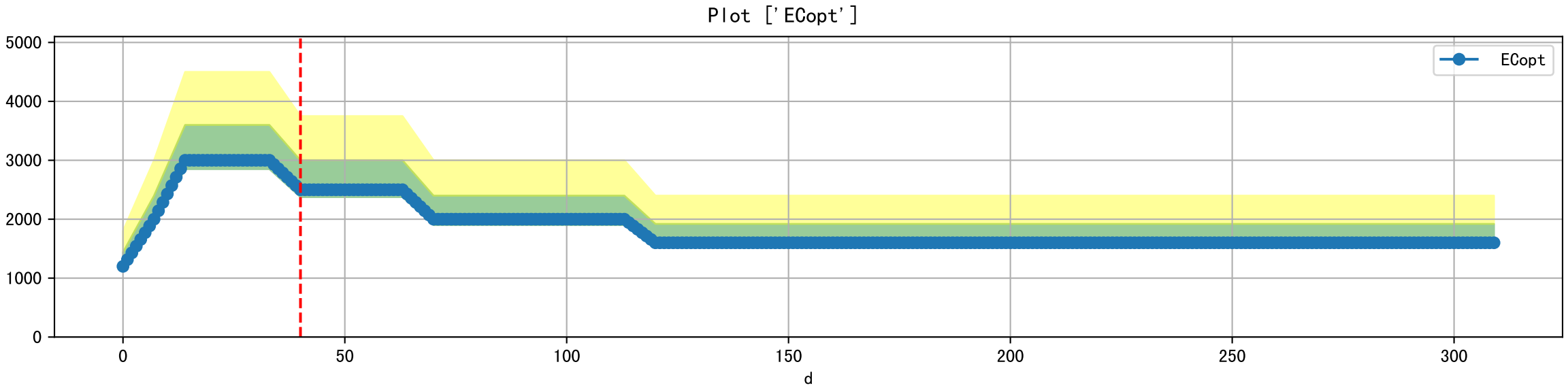
Plot ['ECopt']
ECopt
5000
4000
3000
2000
1000
0
0
50
100
150
200
250
300
d

Plot Sensor and FgRec Data

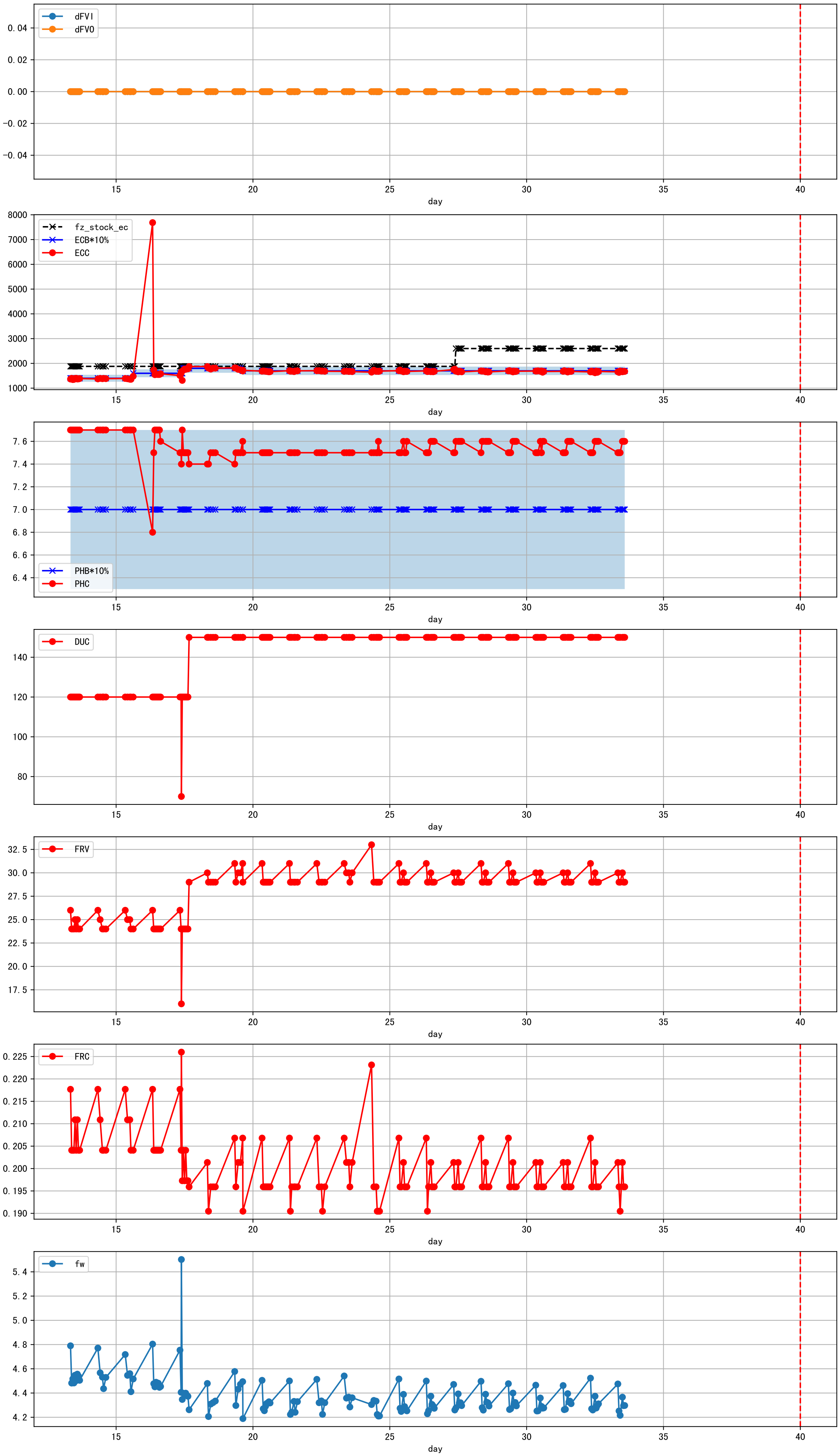

l'], ['T', 'optT'], ['RH', 'optRH'], ['ETcl', 'optETcl'], ['ETcldef', 'optETcldef'], ['ETol', 'optETol'], 'LAI', ['optEtRate', 'optEtRateDef', '

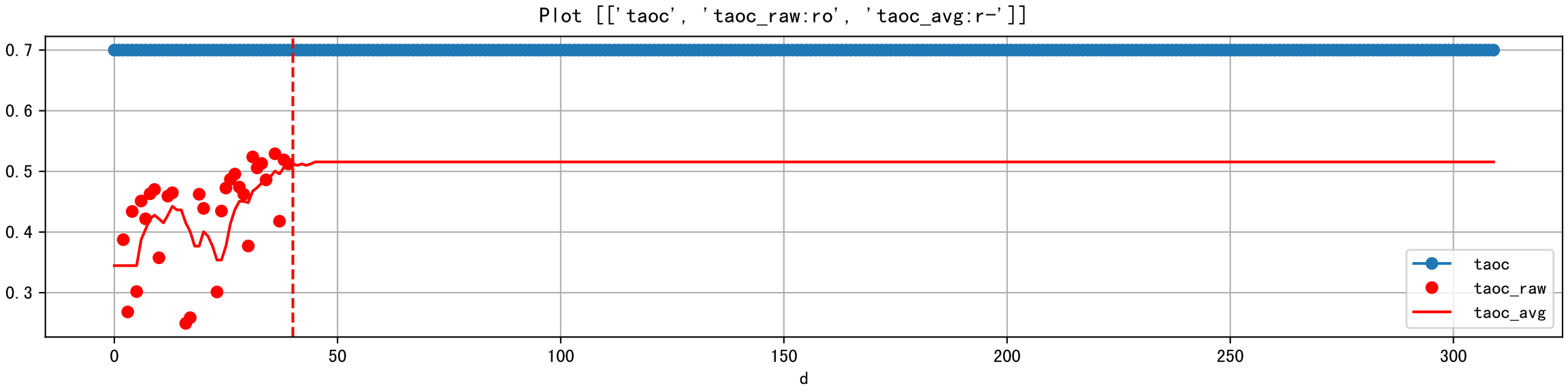
Plot [['taoc', 'taoc_raw:ro', 'taoc_avg:r-']]
0.7
0.6
0.5
0.4
0.3
0
50
100
150
200
250
300
d
taoc
taoc_raw
taoc_avg

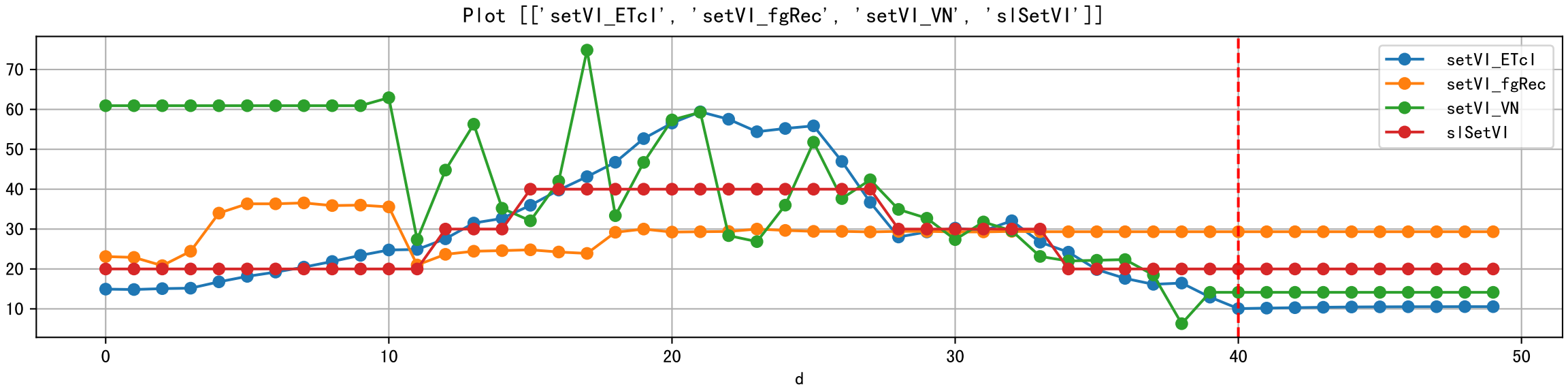
Plot [['setVI_ETcI', 'setVI_fgRec', 'setVI_VN', 'slSetVI']]
setVI_ETcI
setVI_fgRec
setVI_VN
slSetVI
70
60
50
40
30
20
10
0
10
20
30
40
50
d

Plot ['VI_pcterr', 'VO_pcterr', 'VN_pcterr']

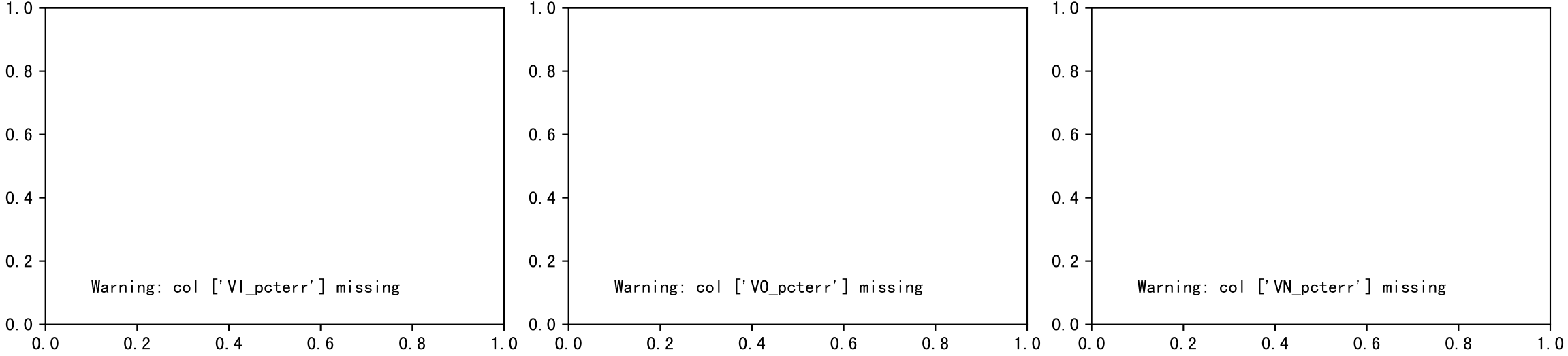

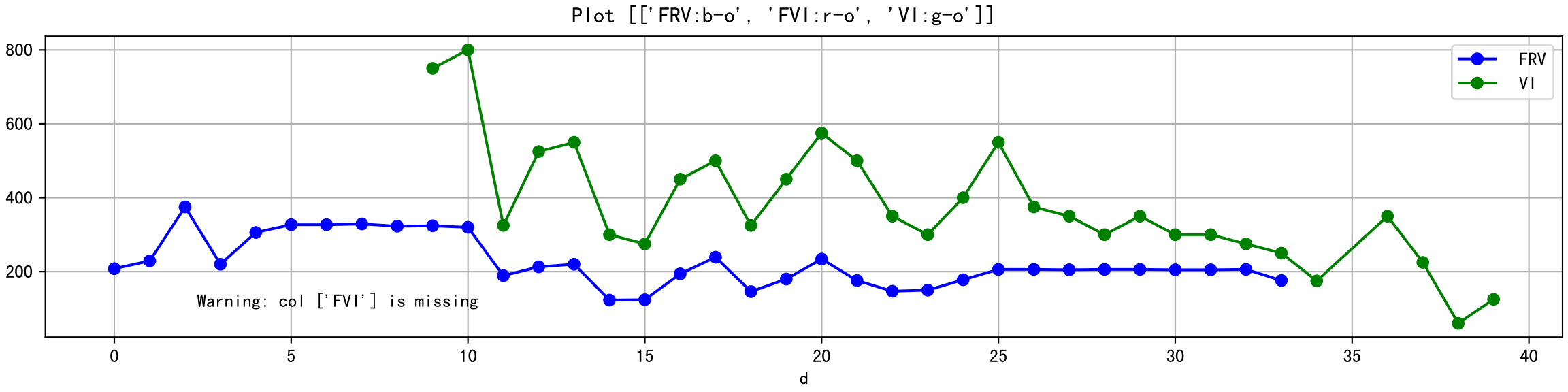
Plot [['FRV:b-o', 'FVI:r-o', 'VI:g-o']]
FRV
VI
Warning: col ['FVI'] is missing
800
600
400
200
0
5
10
15
20
25
30
35
40
d

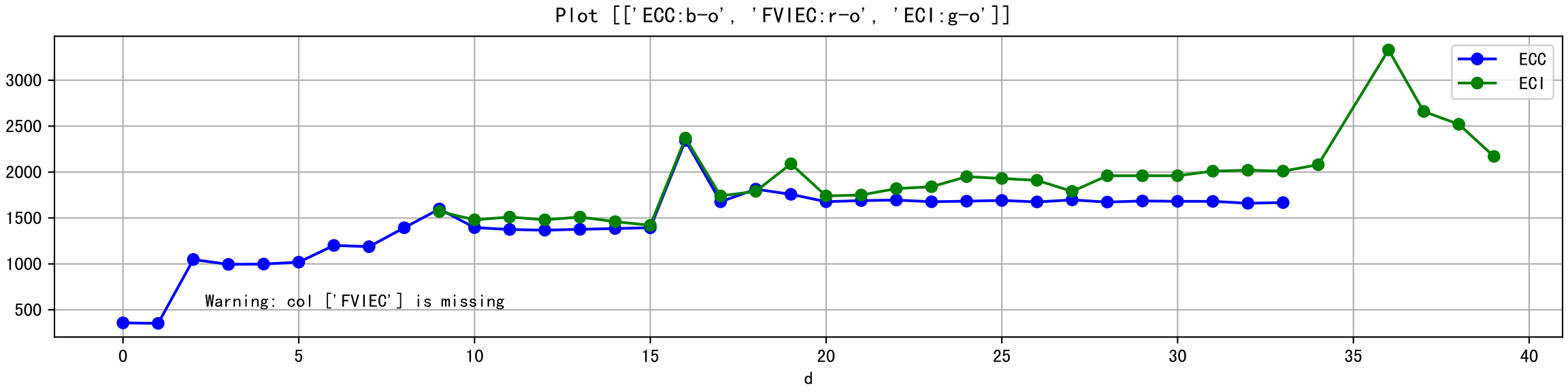
Plot [['ECC:b-o', 'FVIEC:r-o', 'ECI:g-o']]
ECC
ECI
Warning: col ['FVIEC'] is missing
3000
2500
2000
1500
1000
500
0
5
10
15
20
25
30
35
40
d

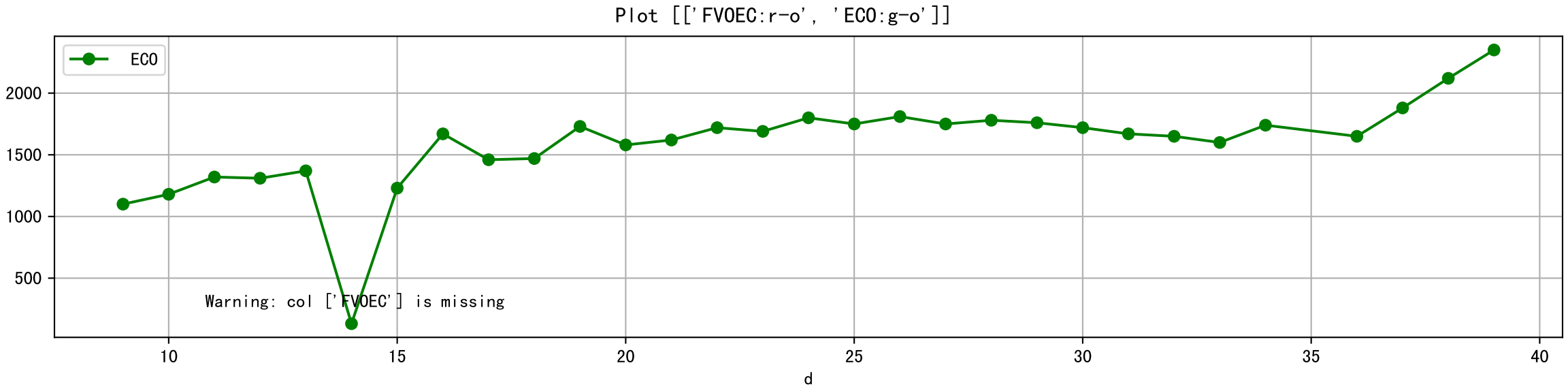
Plot [['FVOEC:r-o', 'ECO:g-o']]
ECO
2000
1500
1000
500
Warning: col ['FVOEC'] is missing
10
15
20
25
30
35
40
d

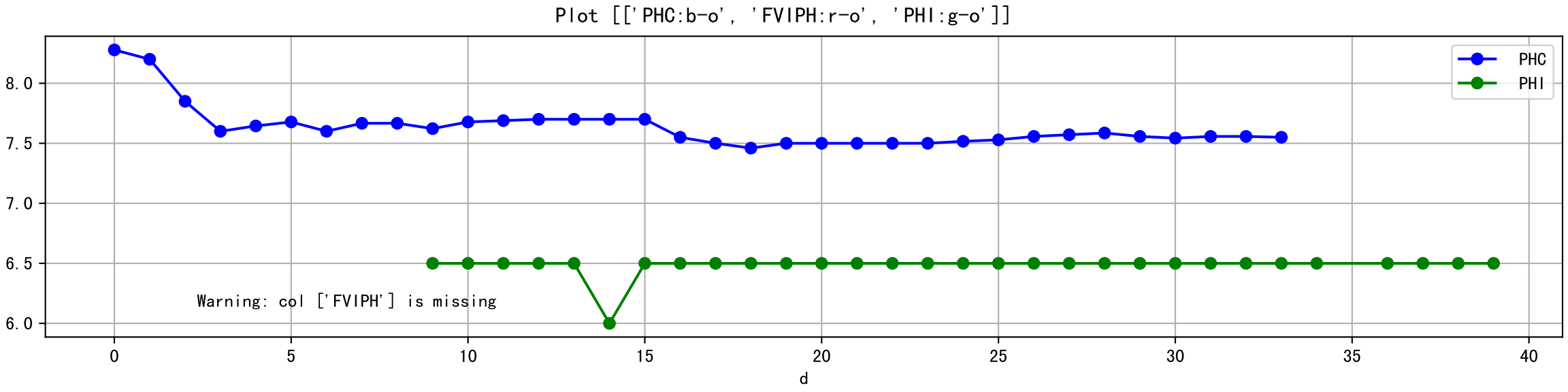
Plot [['PHC:b-o', 'FVIPH:r-o', 'PHI:g-o']]
PHC
PHI
Warning: col ['FVIPH'] is missing
8.0
7.5
7.0
6.5
6.0
0
5
10
15
20
25
30
35
40
d

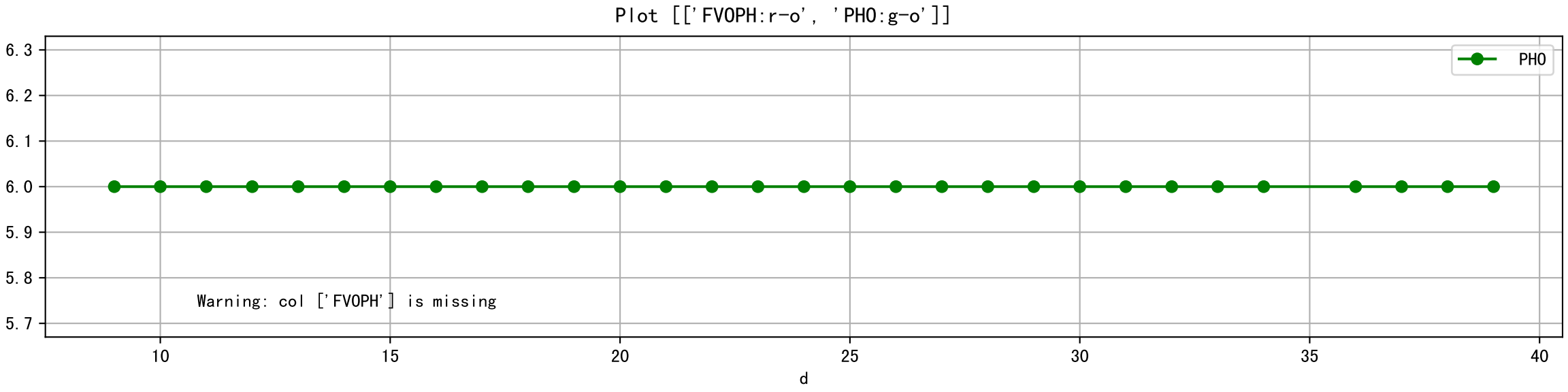
Plot [['FVOPH:r-o', 'PHO:g-o']]
PHO
Warning: col ['FVOPH'] is missing
6.3
6.2
6.1
6.0
5.9
5.8
5.7
10
15
20
25
30
35
40
d

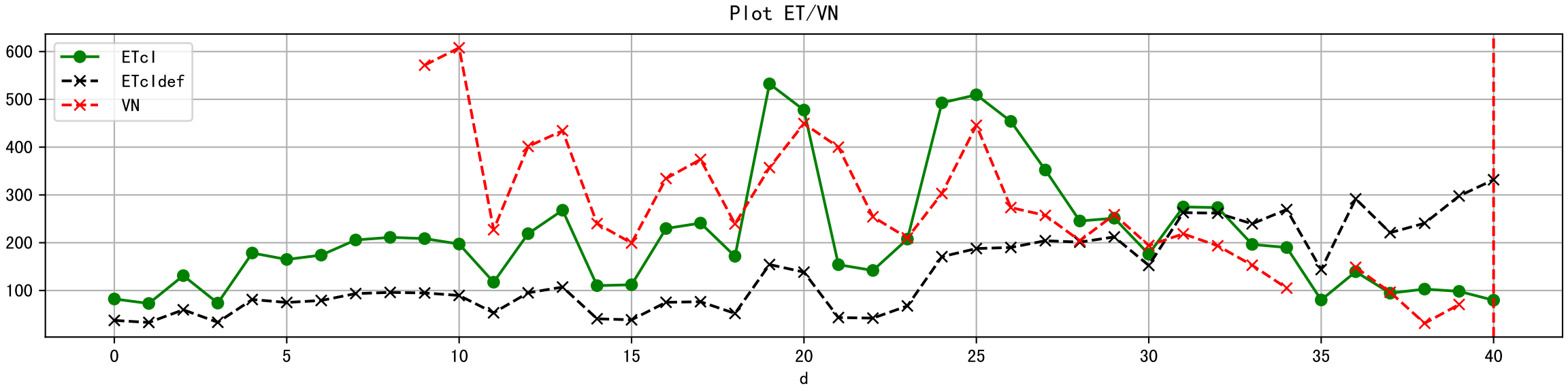
Plot ET/VN
ETcl
ETcldef
VN
600
500
400
300
200
100
0
5
10
15
20
25
30
35
40
d

Plot Fv and fertilizer usage

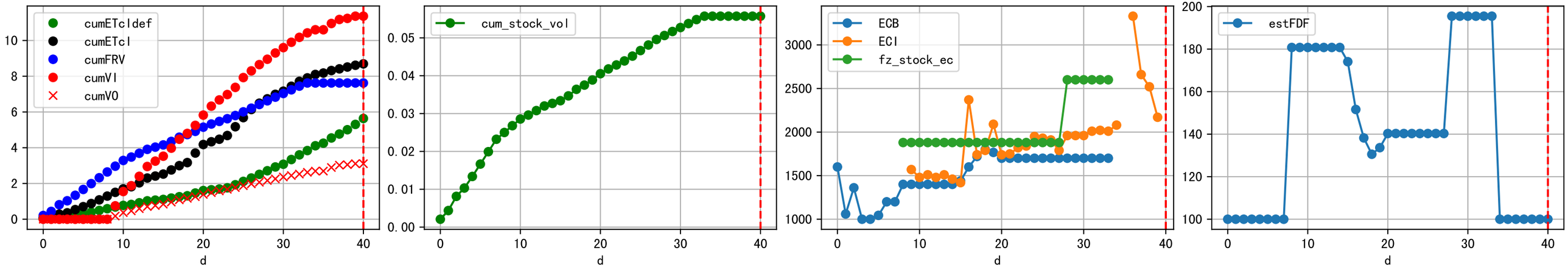

Fertilizer Range Source: kerleyL, kerleyH, UnivFL, TNAI, Haifa

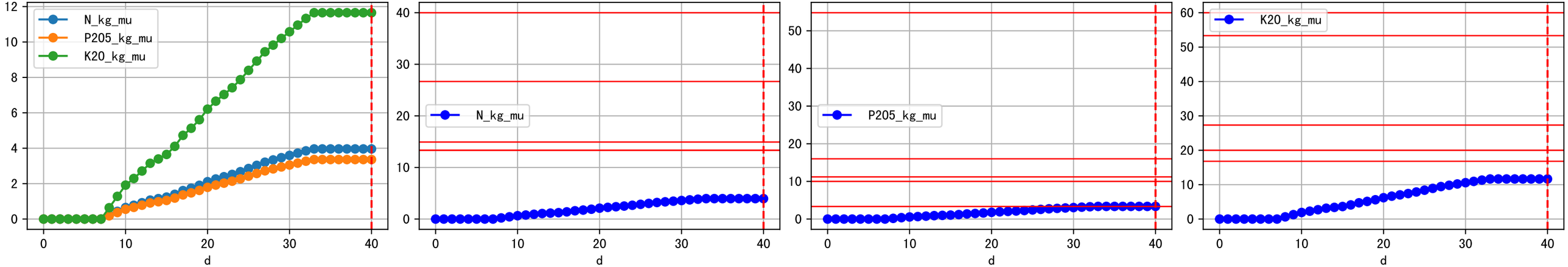

Trend plot forP2A1_E1



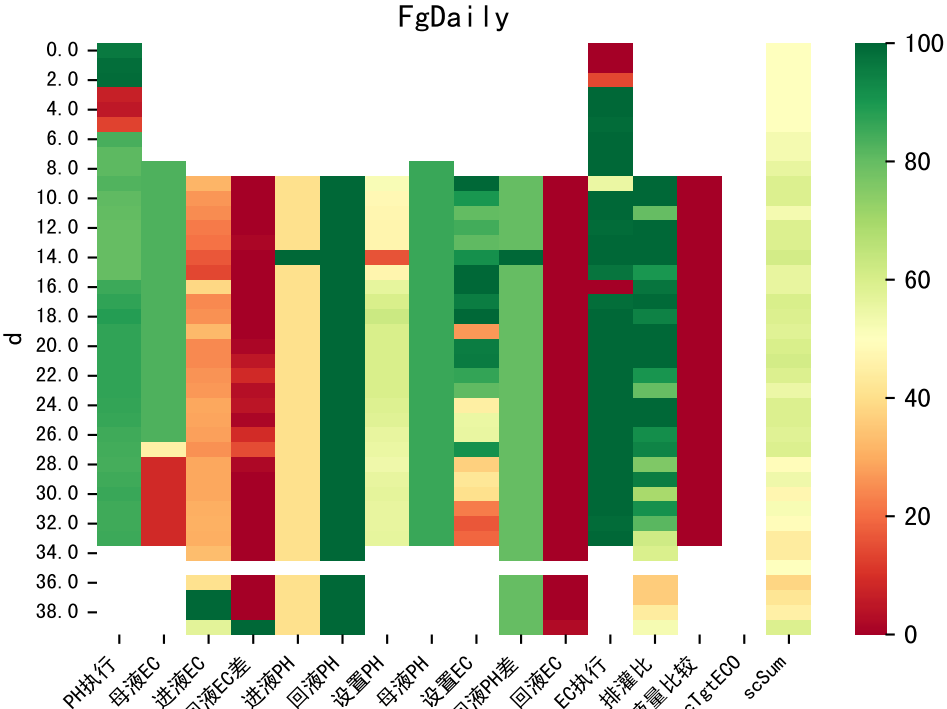
FgDaily
d
0.0
2.0
4.0
6.0
8.0
10.0
12.0
14.0
16.0
18.0
20.0
22.0
24.0
26.0
28.0
30.0
32.0
34.0
36.0
38.0
PH执行
母液EC
进液EC
回液EC差
进液PH
回液PH
设置PH
母液PH
设置EC
回液PH差
回液EC
EC执行
排灌比
液量比较
scTgtEC0
scSum
100
80
60
40
20
0

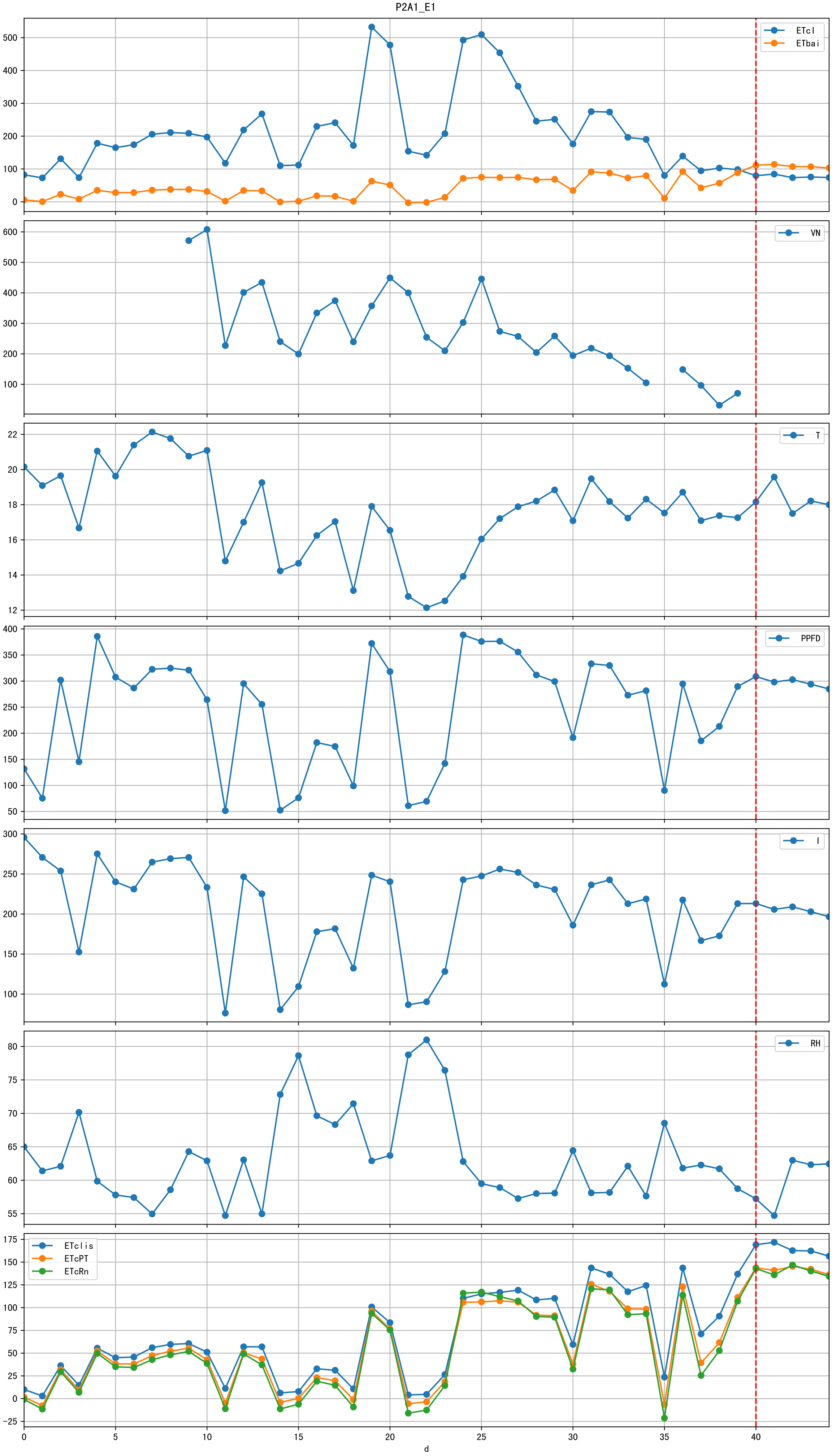
P2A1_E1
ETcl
ETbai
VN
T
PPFD
I
RH
ETclis
ETcPT
ETcRn
d

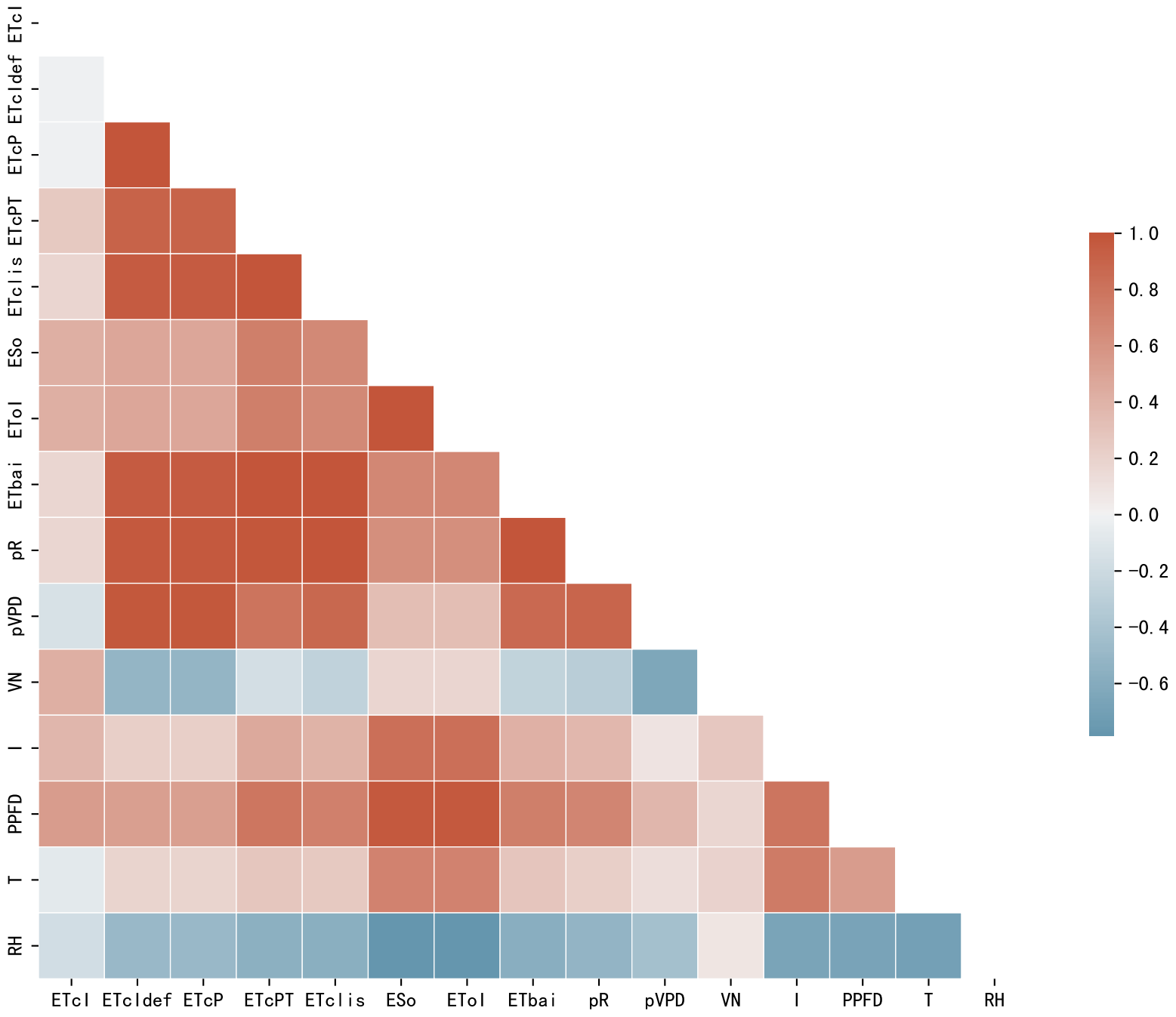
ETcl
ETcldef
ETcP
ETcPT
ETclis
ESo
ETol
ETbai
pR
pVPD
VN
I
PPFD
T
RH
1.0
0.8
0.6
0.4
0.2
0.0
−0.2
−0.4
−0.6

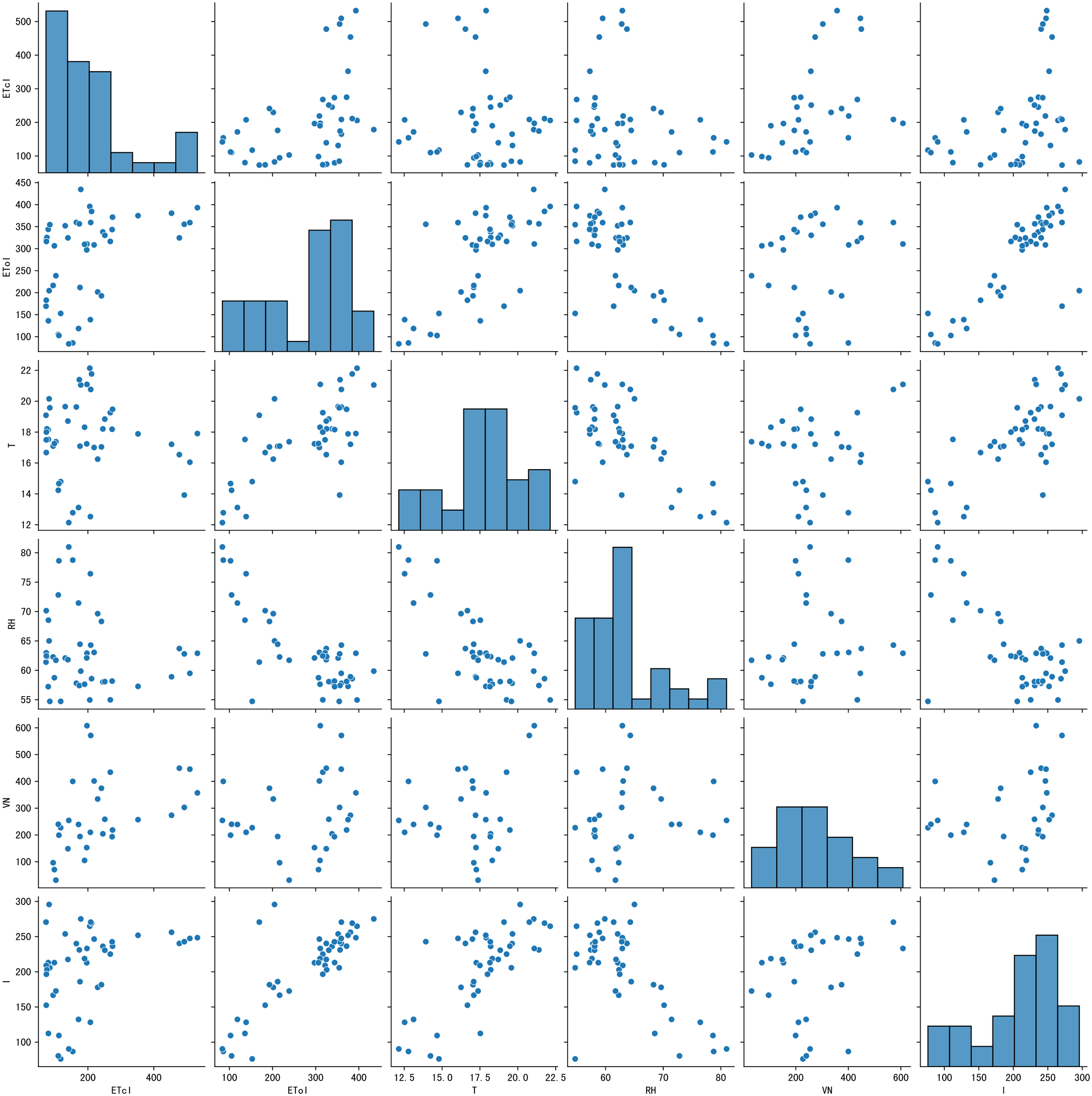
ETcl
ETol
T
RH
VN
I
ETcl
ETol
T
RH
VN
I

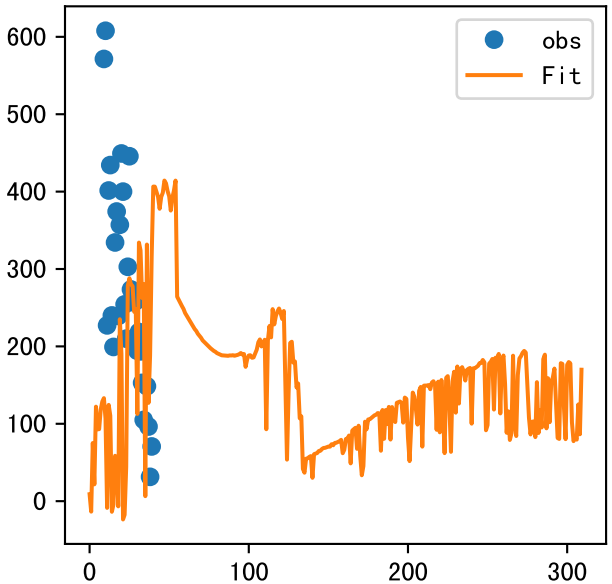

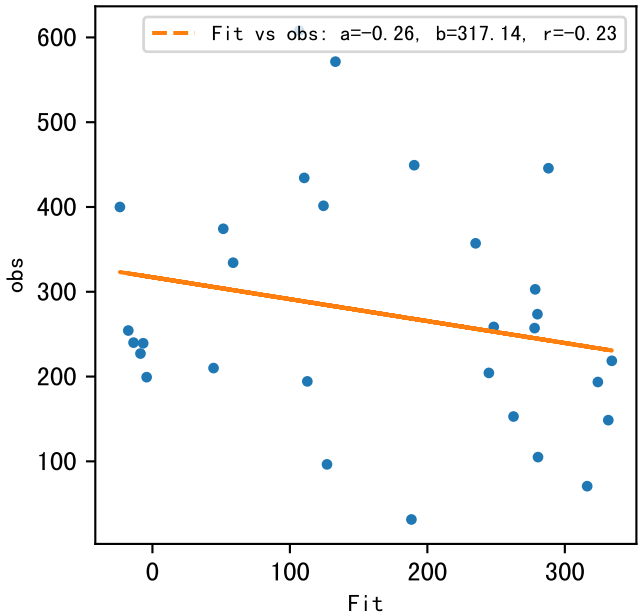

baiA	baiB
2.1682	0.025

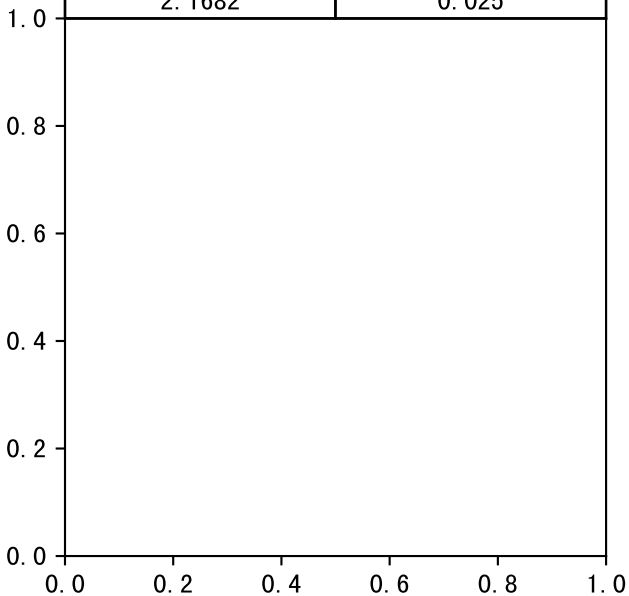

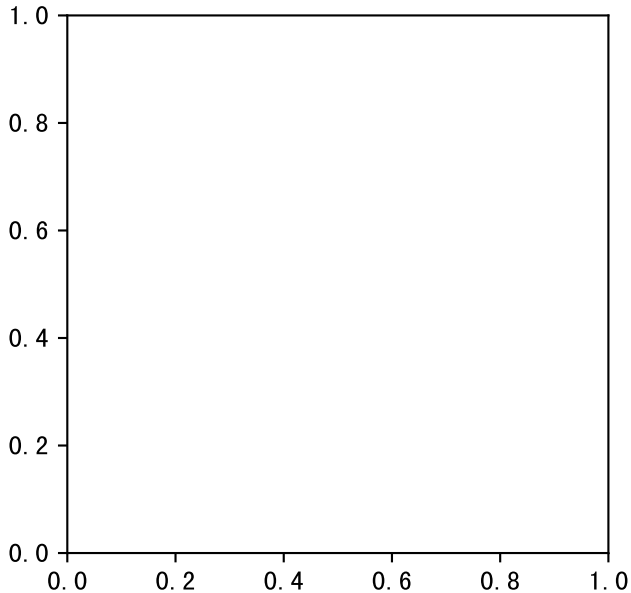

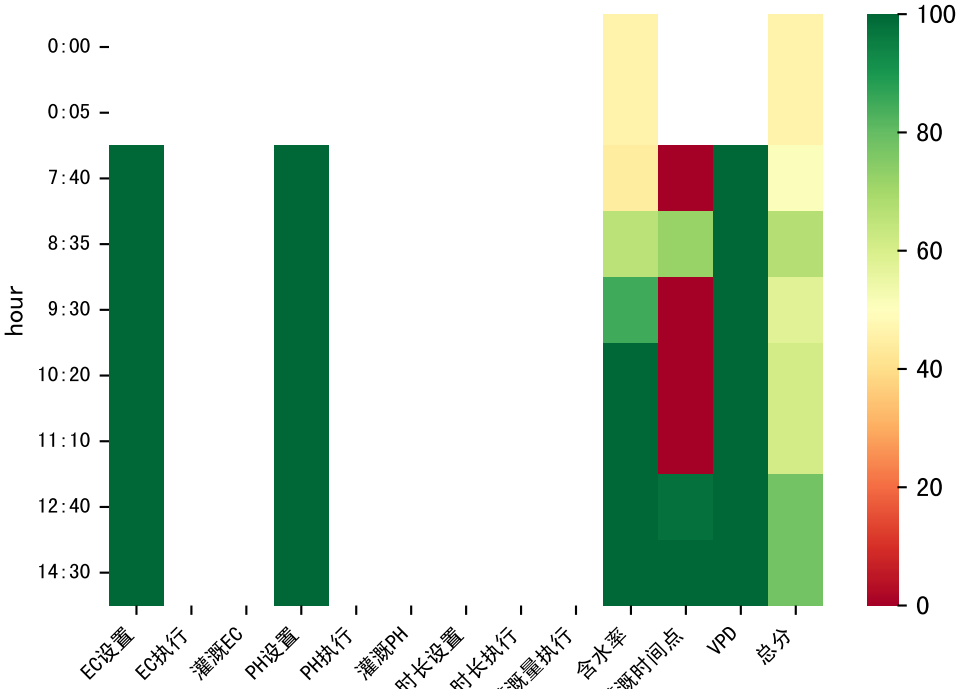
hour
0:00
0:05
7:40
8:35
9:30
10:20
11:10
12:40
14:30
EC设置
EC执行
灌溉EC
PH设置
PH执行
灌溉PH
时长设置
时长执行
灌溉量执行
含水率
灌溉时间点
VPD
总分
100
80
60
40
20
0

时间	灌溉时长(秒)	灌溉量(毫升/株)	灌溉总量(方/次)	天气	注释
07:40	71	20.0	0.127	晴	预期@07:40 手动（未用传感器）
08:35	71	20.0	0.127	晴	预期@08:35 手动（未用传感器）
09:30	71	20.0	0.127	晴	预期@09:30 手动（未用传感器）
10:20	71	20.0	0.127	晴	预期@10:20 手动（未用传感器）
11:10	71	20.0	0.127	晴	预期@11:10 手动（未用传感器）
12:40	71	20.0	0.127	晴	预期@12:40 手动（未用传感器）
14:30	71	20.0	0.127	晴	预期@14:30 手动（未用传感器）
总计	497.0 (7次)	140.0			建议进液EC：1950， PH：6.5

P2A1_E1, Day=40 (2025-11-03)

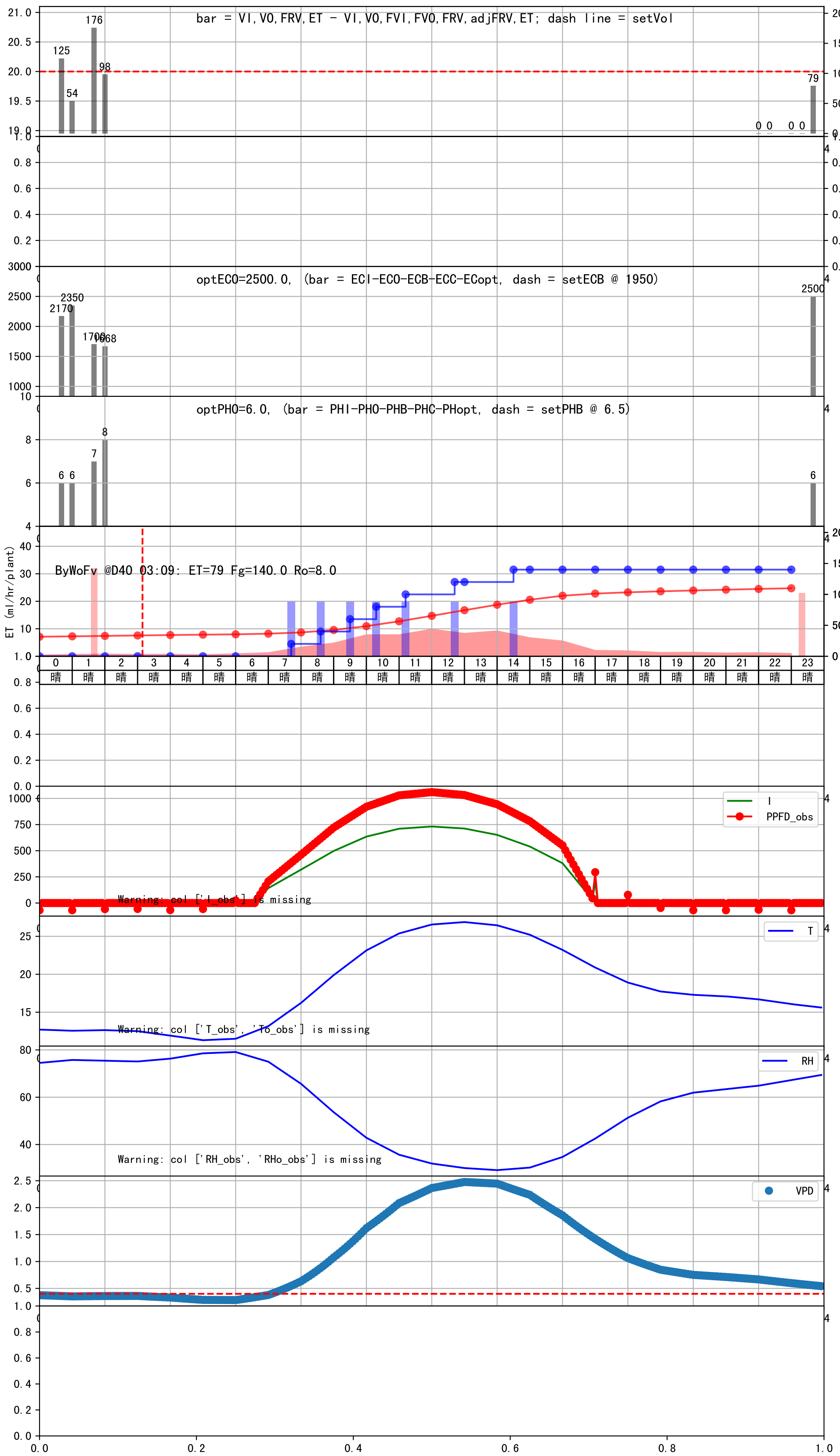

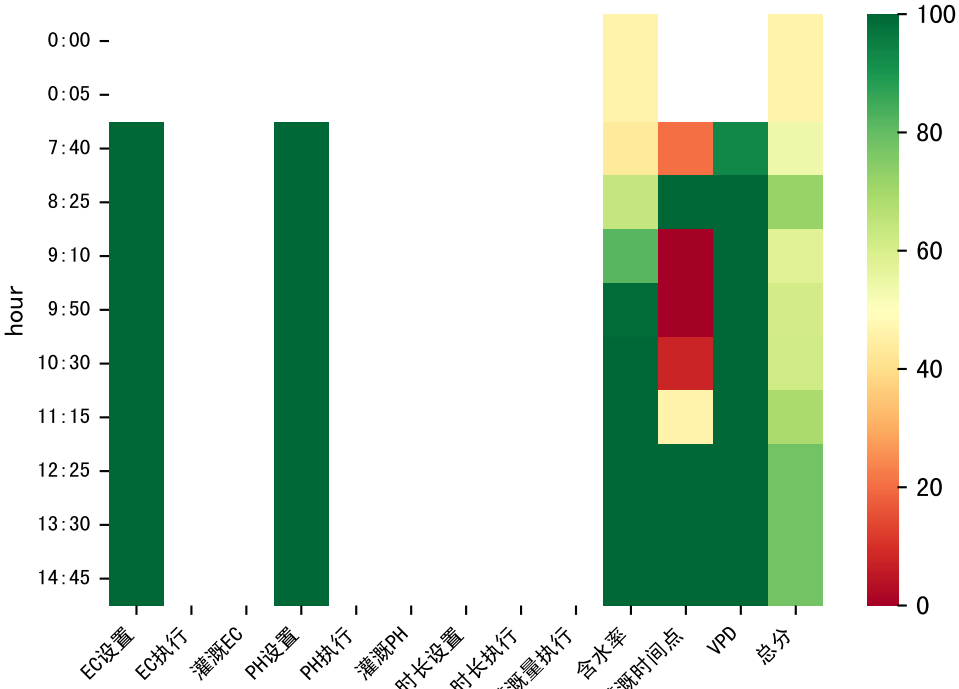
hour
0:00
0:05
7:40
8:25
9:10
9:50
10:30
11:15
12:25
13:30
14:45
EC设置
EC执行
灌溉EC
PH设置
PH执行
灌溉PH
时长设置
时长执行
灌溉量执行
含水率
灌溉时间点
VPD
总分
100
80
60
40
20
0

时间	灌溉时长(秒)	灌溉量(毫升/株)	灌溉总量(方/次)	天气	注释
07:40	71	20.0	0.127	多云	假设@07:40 未知程序（未用传感器）
08:25	71	20.0	0.127	多云	假设@08:25 未知程序（未用传感器）
09:10	71	20.0	0.127	晴	假设@09:10 未知程序（未用传感器）
09:50	71	20.0	0.127	晴	假设@09:50 未知程序（未用传感器）
10:30	71	20.0	0.127	晴	假设@10:30 未知程序（未用传感器）
11:15	71	20.0	0.127	晴	假设@11:15 未知程序（未用传感器）
12:25	71	20.0	0.127	晴	假设@12:25 未知程序（未用传感器）
13:30	71	20.0	0.127	晴	假设@13:30 未知程序（未用传感器）
14:45	71	20.0	0.127	晴	假设@14:45 未知程序（未用传感器）
总计	639.0 (9次)	180.0			建议进液EC：1950， PH：6.5

P2A1_E1, Day=39 (2025-11-02)

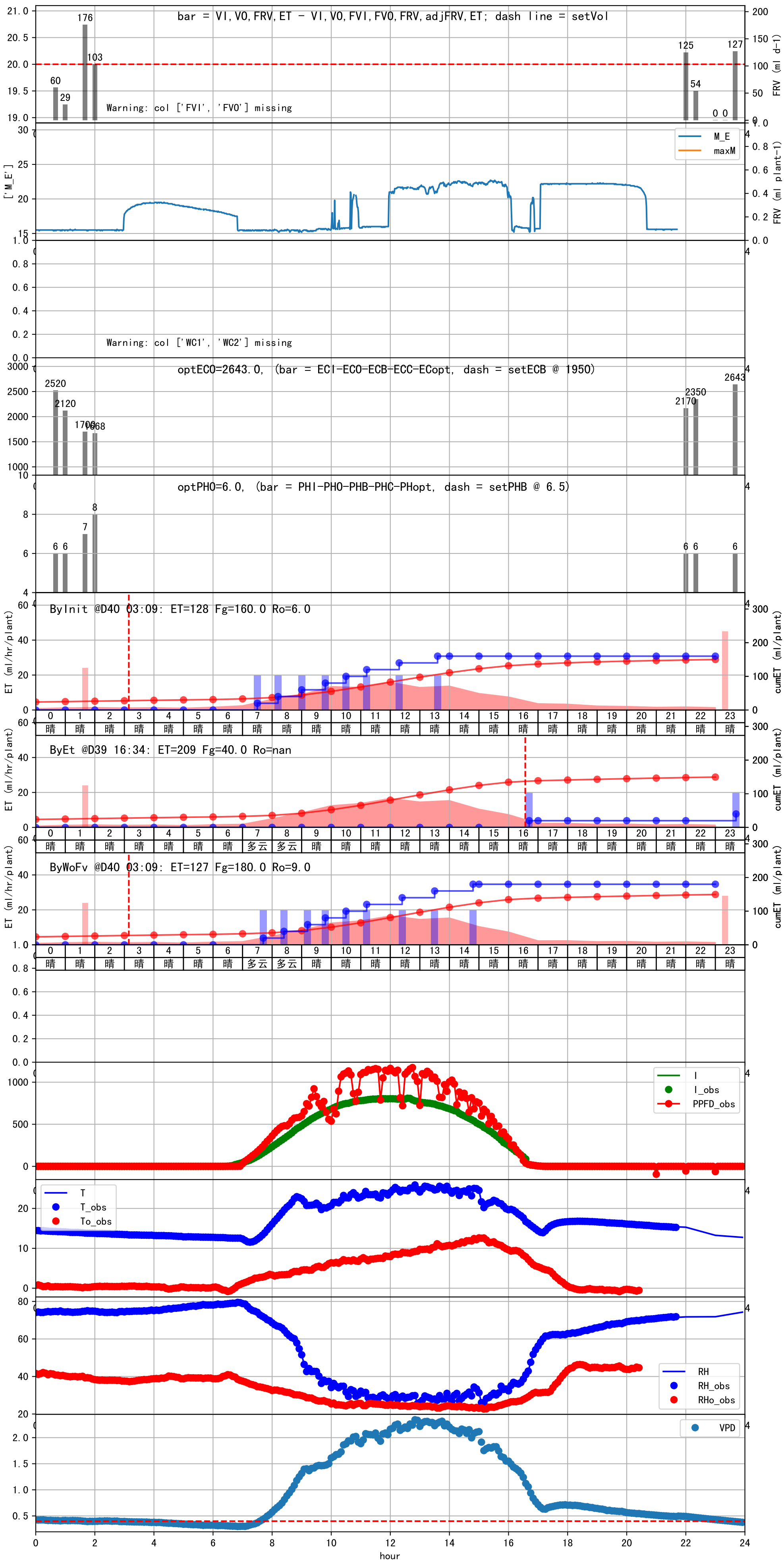

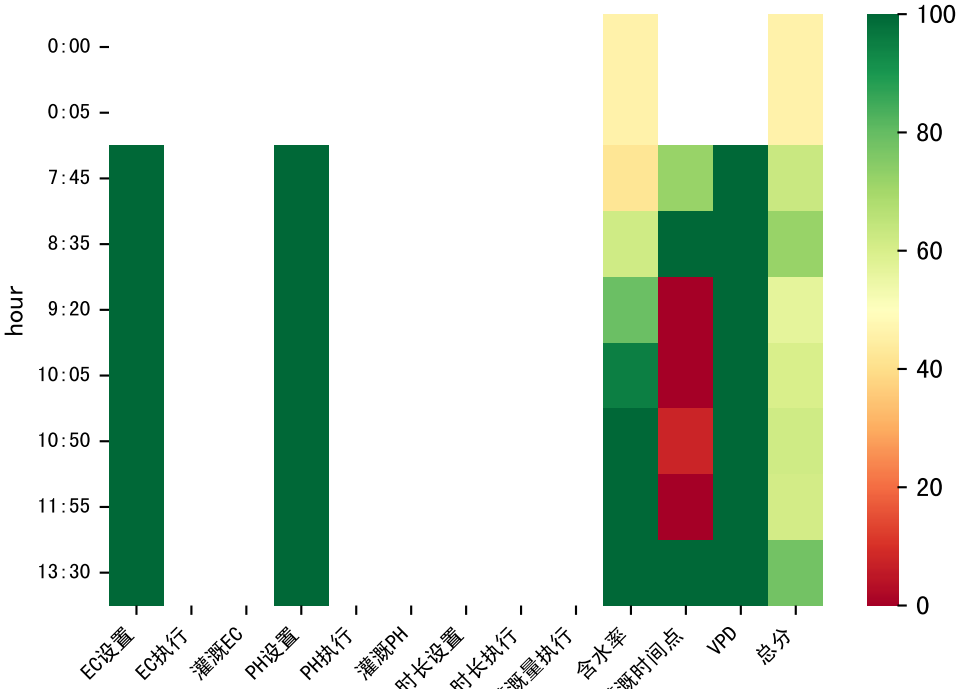
hour
0:00
0:05
7:45
8:35
9:20
10:05
10:50
11:55
13:30
EC设置
EC执行
灌溉EC
PH设置
PH执行
灌溉PH
时长设置
时长执行
灌溉量执行
含水率
灌溉时间点
VPD
总分
100
80
60
40
20
0

时间	灌溉时长(秒)	灌溉量(毫升/株)	灌溉总量(方/次)	天气	注释
07:45	71	20.0	0.127	晴	假设@07:45 未知程序（未用传感器）
08:35	71	20.0	0.127	晴	假设@08:35 未知程序（未用传感器）
09:20	71	20.0	0.127	晴	假设@09:20 未知程序（未用传感器）
10:05	71	20.0	0.127	晴	假设@10:05 未知程序（未用传感器）
10:50	71	20.0	0.127	晴	假设@10:50 未知程序（未用传感器）
11:55	71	20.0	0.127	晴	假设@11:55 未知程序（未用传感器）
13:30	71	20.0	0.127	晴	假设@13:30 未知程序（未用传感器）
总计	497.0（7次）	140.0			建议进液EC：1950， PH：6.5

P2A1_E1, Day=38 (2025-11-01)

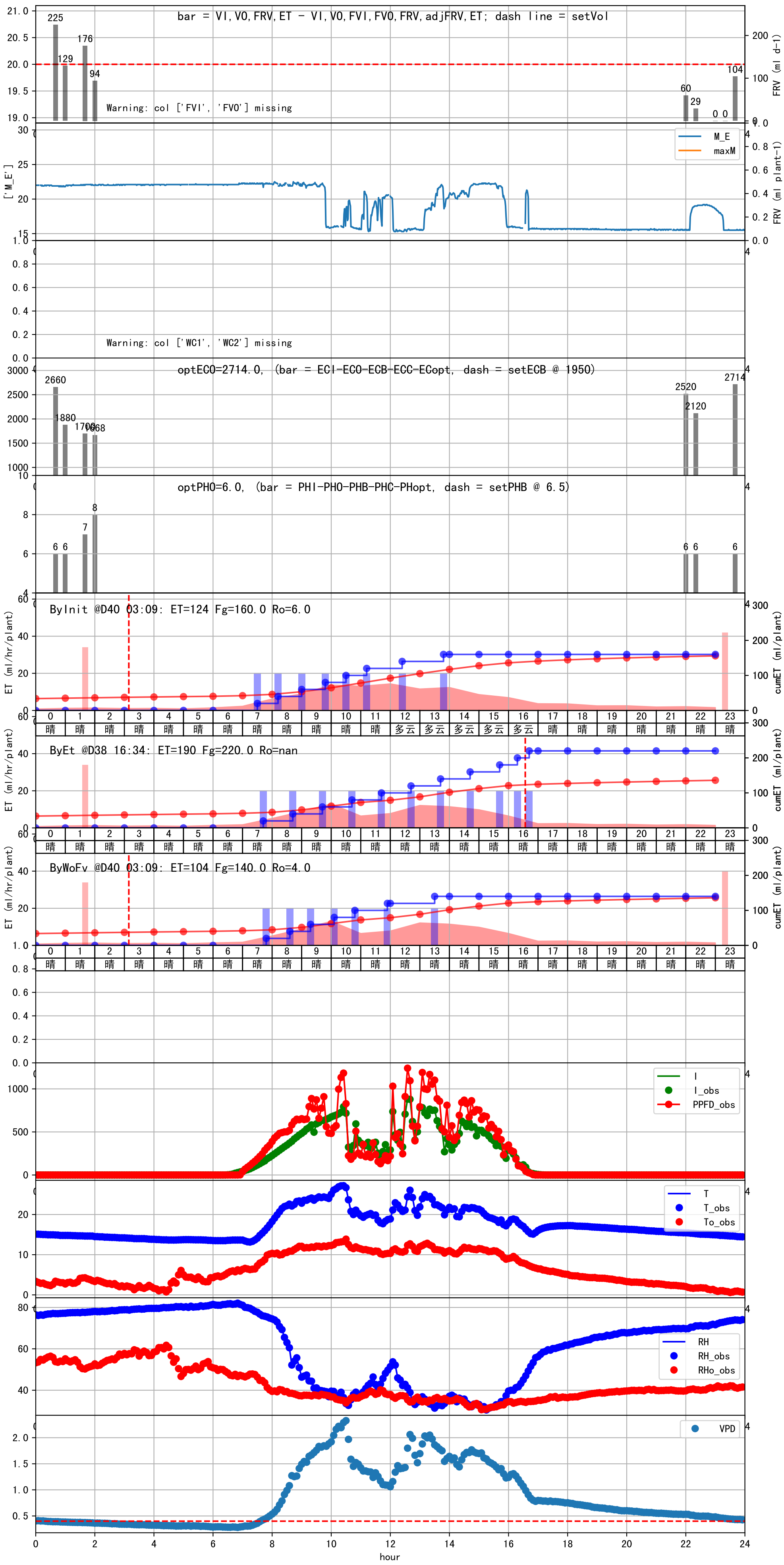

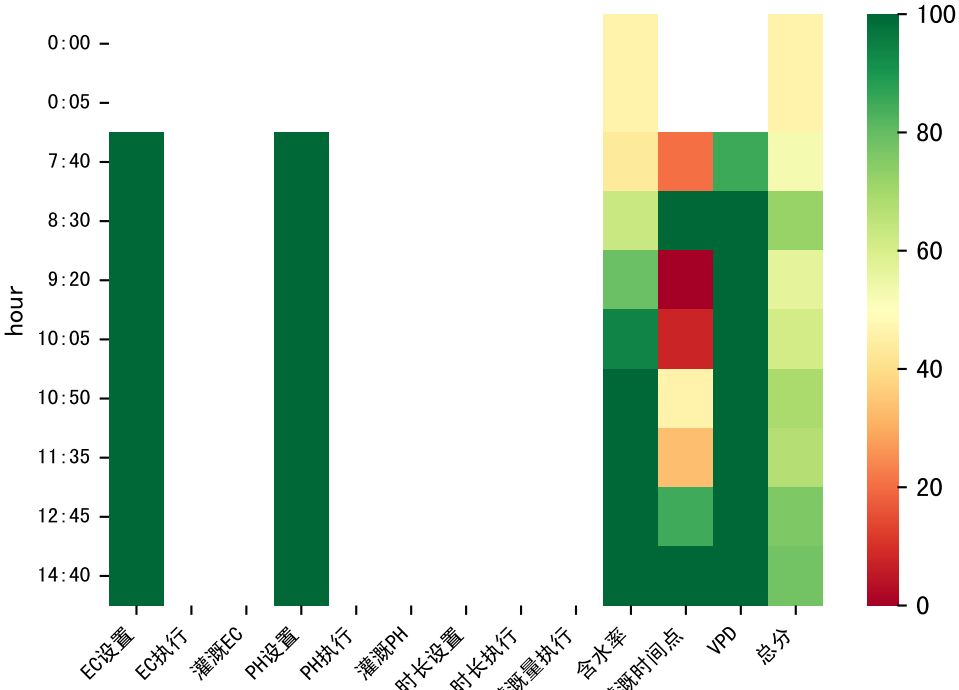
hour
0:00
0:05
7:40
8:30
9:20
10:05
10:50
11:35
12:45
14:40
EC设置
EC执行
灌溉EC
PH设置
PH执行
灌溉PH
时长设置
时长执行
灌溉量执行
含水率
灌溉时间点
VPD
总分
100
80
60
40
20
0

时间	灌溉时长(秒)	灌溉量(毫升/株)	灌溉总量(方/次)	天气	注释
07:40	74	20.0	0.127	多云	假设@07:40 未知程序（未用传感器）
08:30	74	20.0	0.127	雾	假设@08:30 未知程序（未用传感器）
09:20	74	20.0	0.127	雾	假设@09:20 未知程序（未用传感器）
10:05	74	20.0	0.127	晴	假设@10:05 未知程序（未用传感器）
10:50	74	20.0	0.127	晴	假设@10:50 未知程序（未用传感器）
11:35	74	20.0	0.127	晴	假设@11:35 未知程序（未用传感器）
12:45	74	20.0	0.127	晴	假设@12:45 未知程序（未用传感器）
14:40	74	20.0	0.127	多云	假设@14:40 未知程序（未用传感器）
总计	592.0 (8次)	160.0			建议进液EC：1950， PH：6.5

P2A1_E1, Day=37 (2025-10-31)

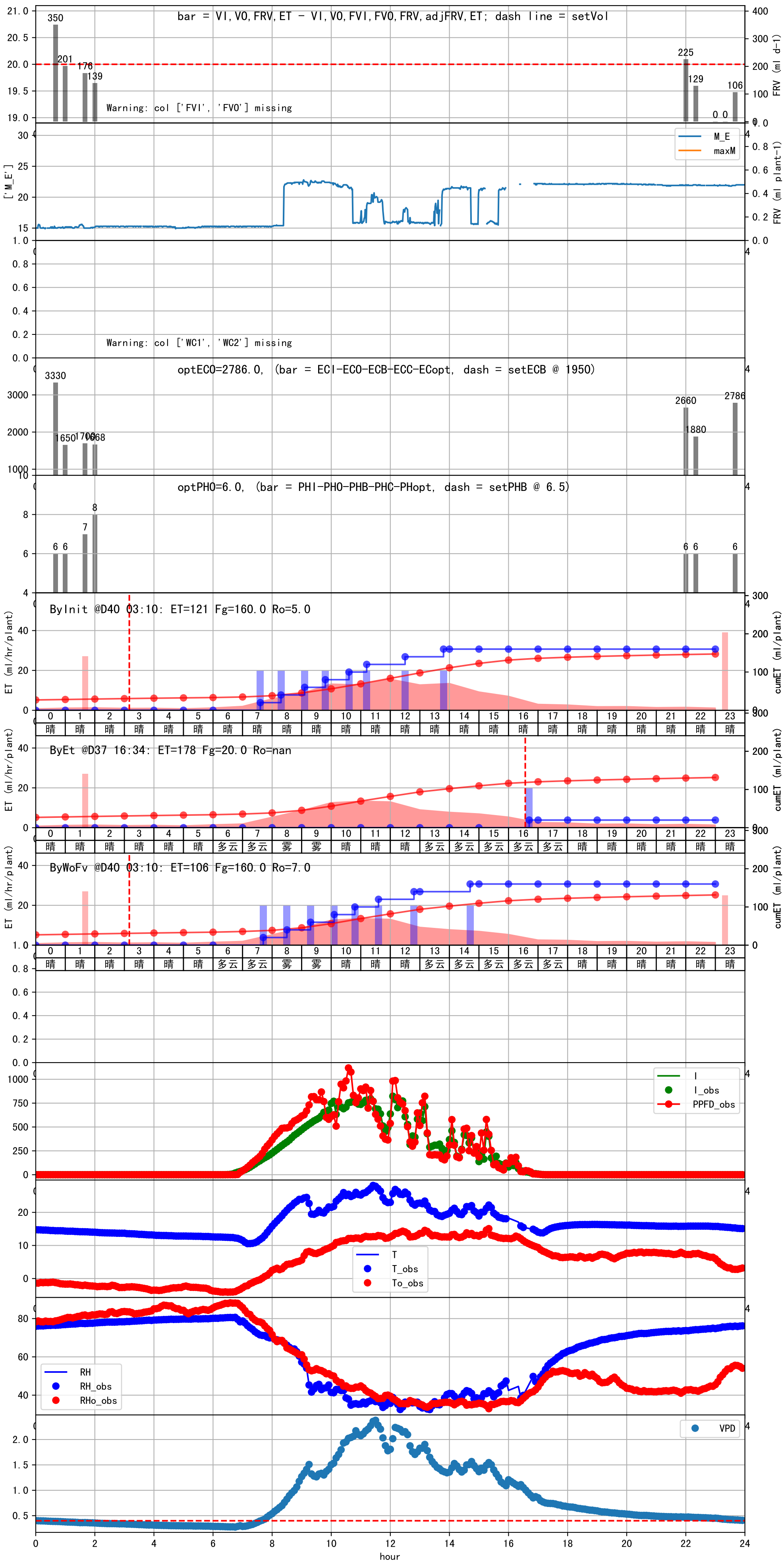

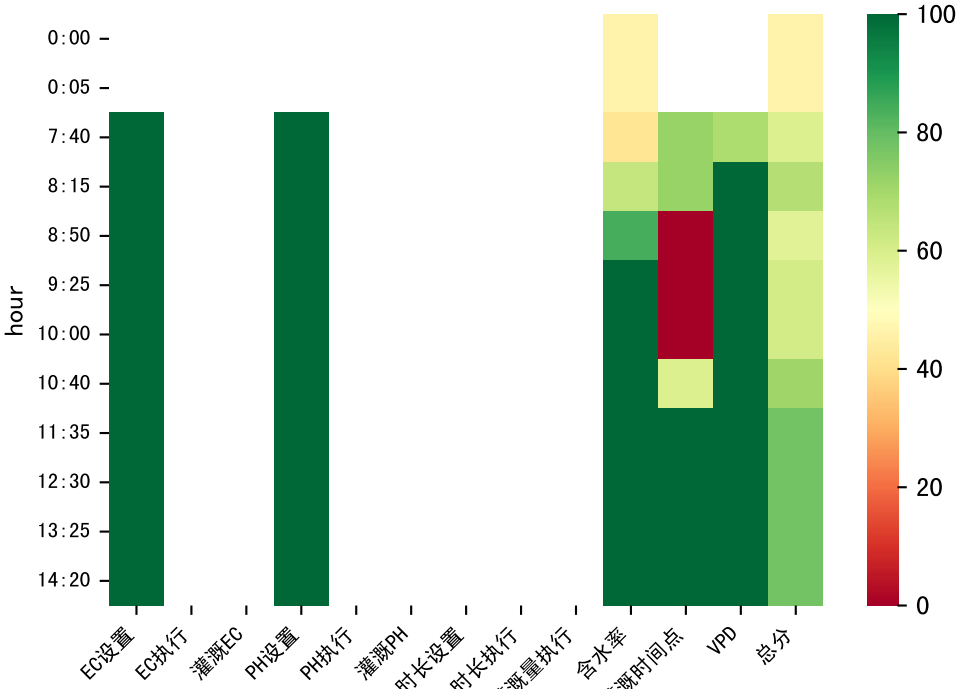
hour
0:00
0:05
7:40
8:15
8:50
9:25
10:00
10:40
11:35
12:30
13:25
14:20
EC设置
EC执行
灌溉EC
PH设置
PH执行
灌溉PH
时长设置
时长执行
灌溉量执行
含水率
灌溉时间点
VPD
总分
100
80
60
40
20
0

时间	灌溉时长(秒)	灌溉量(毫升/株)	灌溉总量(方/次)	天气	注释
07:40	71	20.0	0.127	晴	假设@07:40 未知程序（未用传感器）
08:15	71	20.0	0.127	晴	假设@08:15 未知程序（未用传感器）
08:50	71	20.0	0.127	晴	假设@08:50 未知程序（未用传感器）
09:25	71	20.0	0.127	晴	假设@09:25 未知程序（未用传感器）
10:00	71	20.0	0.127	晴	假设@10:00 未知程序（未用传感器）
10:40	71	20.0	0.127	晴	假设@10:40 未知程序（未用传感器）
11:35	71	20.0	0.127	晴	假设@11:35 未知程序（未用传感器）
12:30	71	20.0	0.127	晴	假设@12:30 未知程序（未用传感器）
13:25	71	20.0	0.127	晴	假设@13:25 未知程序（未用传感器）
14:20	71	20.0	0.127	晴	假设@14:20 未知程序（未用传感器）
总计	710.0 (10次)	200.0			建议进液EC：1950， PH：6.5
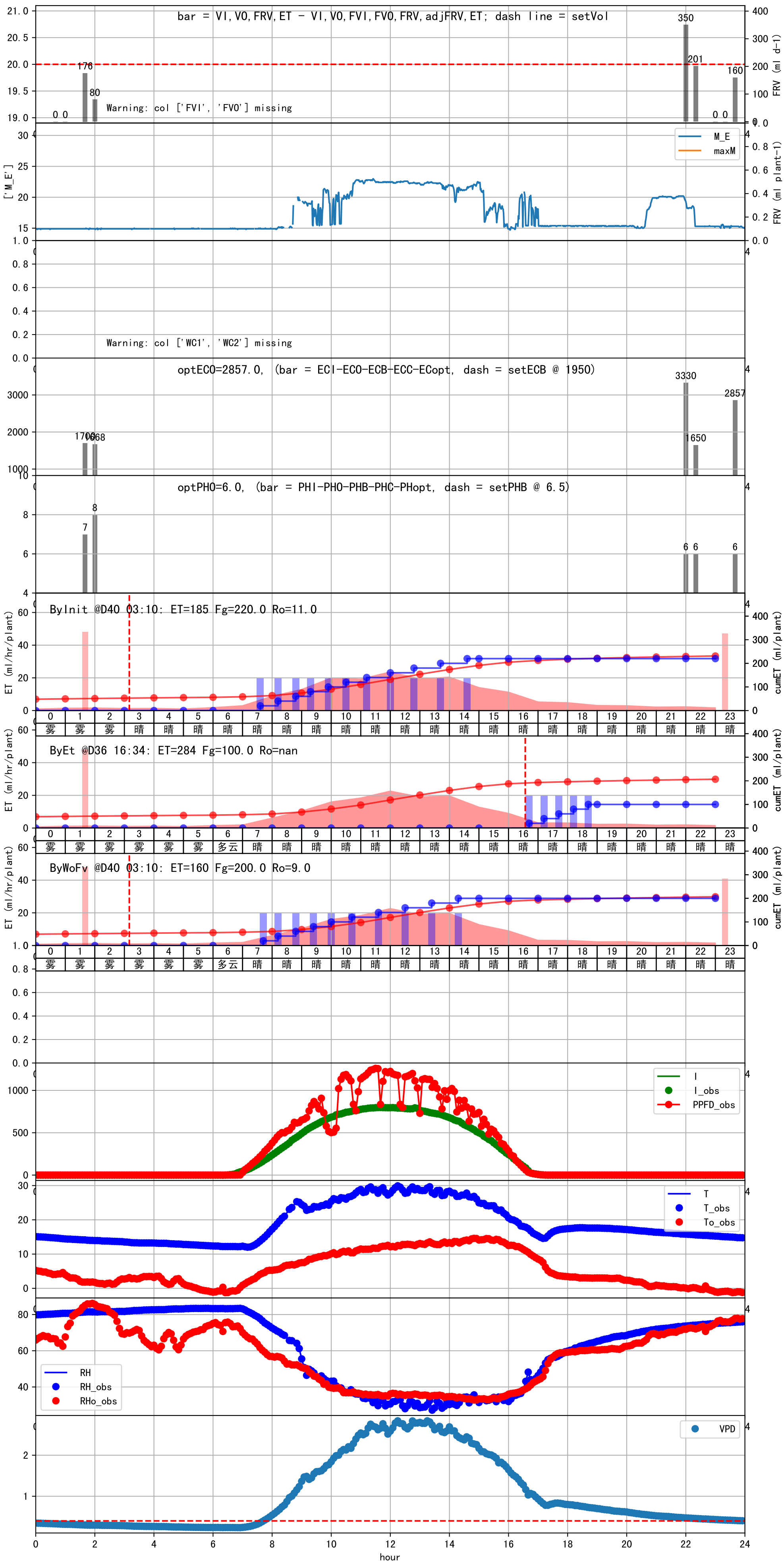
P2A1_E1, Day=36 (2025-10-30)