FgArea: ['C2']
NJ15 L1
2026-03-27 (Day 172)

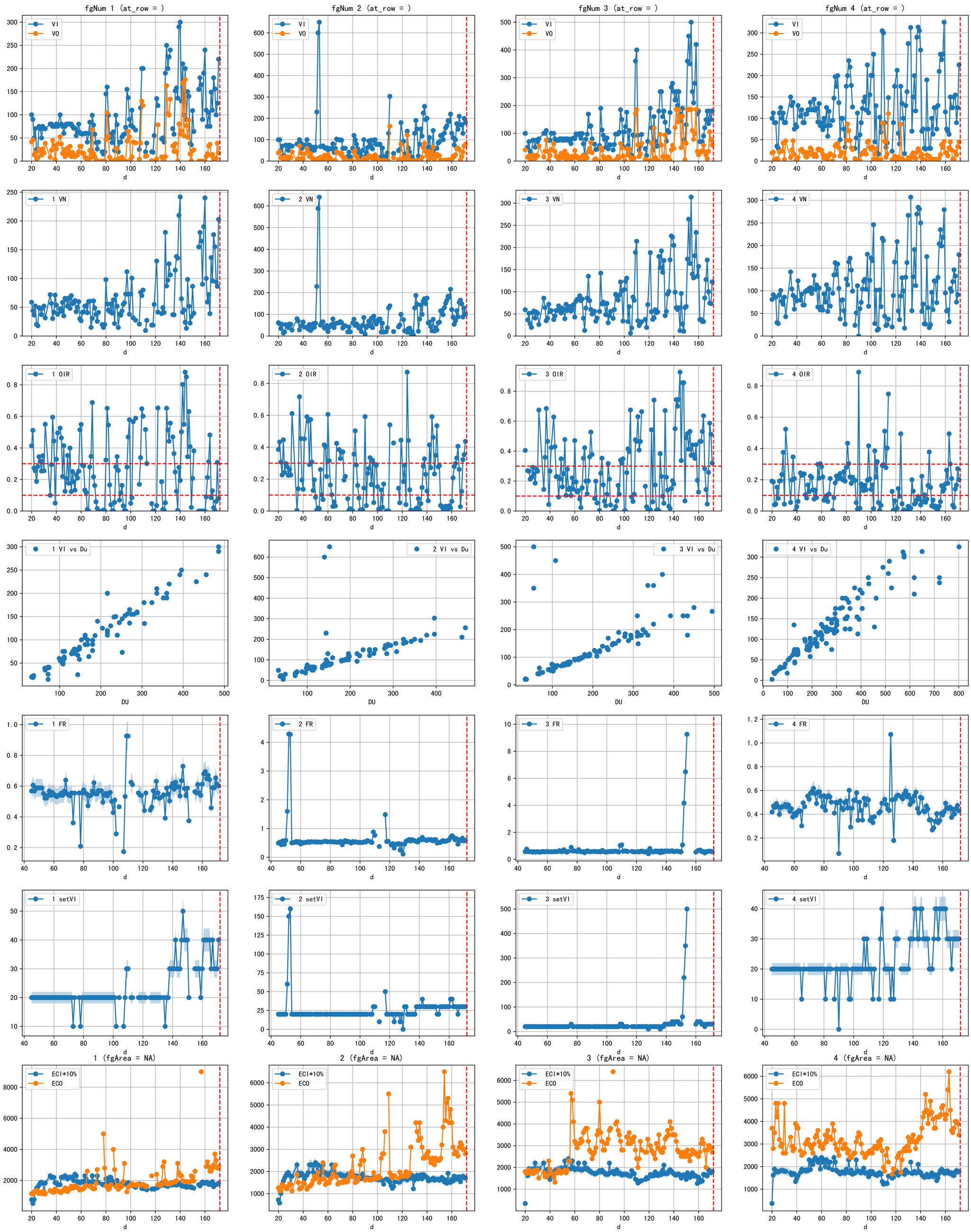
fgNum 1 (at_row =)
fgNum 2 (at_row =)
fgNum 3 (at_row =)
fgNum 4 (at_row =)
VI
VO
1 VN
2 VN
3 VN
4 VN
1 OIR
2 OIR
3 OIR
4 OIR
1 VI vs Du
2 VI vs Du
3 VI vs Du
4 VI vs Du
1 FR
2 FR
3 FR
4 FR
1 setVI
2 setVI
3 setVI
4 setVI
1 (fgArea = NA)
2 (fgArea = NA)
3 (fgArea = NA)
4 (fgArea = NA)
ECI*10%
ECO
d
DU

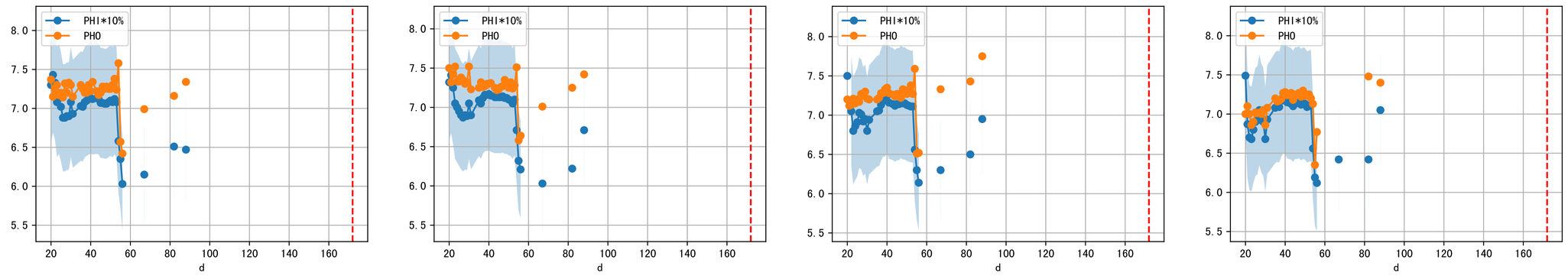
PHI*10%
PHO
8.0
7.5
7.0
6.5
6.0
5.5
20
40
60
80
100
120
140
160
d

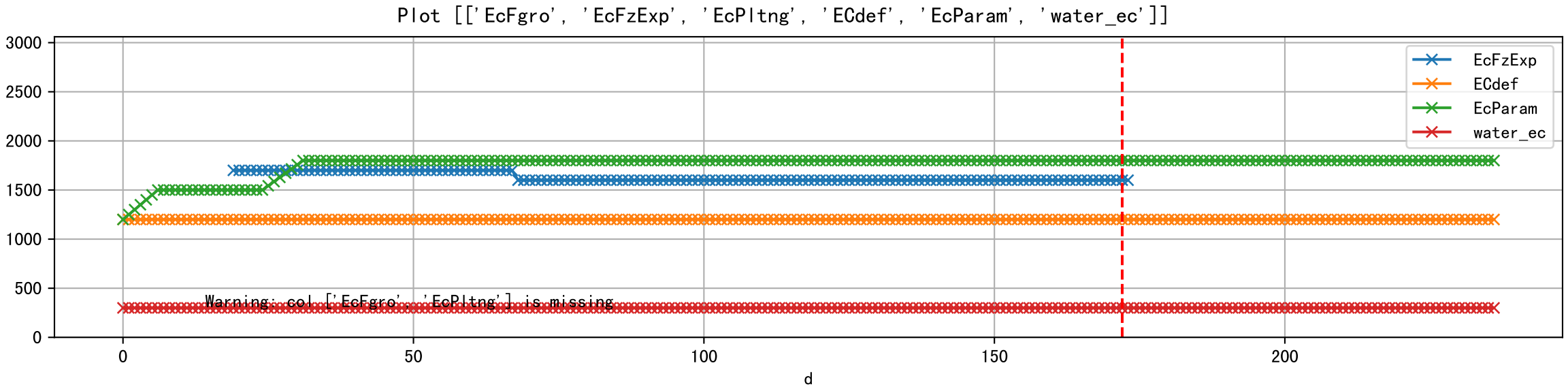
Plot [['EcFgro', 'EcFzExp', 'EcPltng', 'ECdef', 'EcParam', 'water_ec']]
EcFzExp
ECdef
EcParam
water_ec
Warning: col ['EcFgro', 'EcPltng'] is missing
3000
2500
2000
1500
1000
500
0
0
50
100
150
200
d

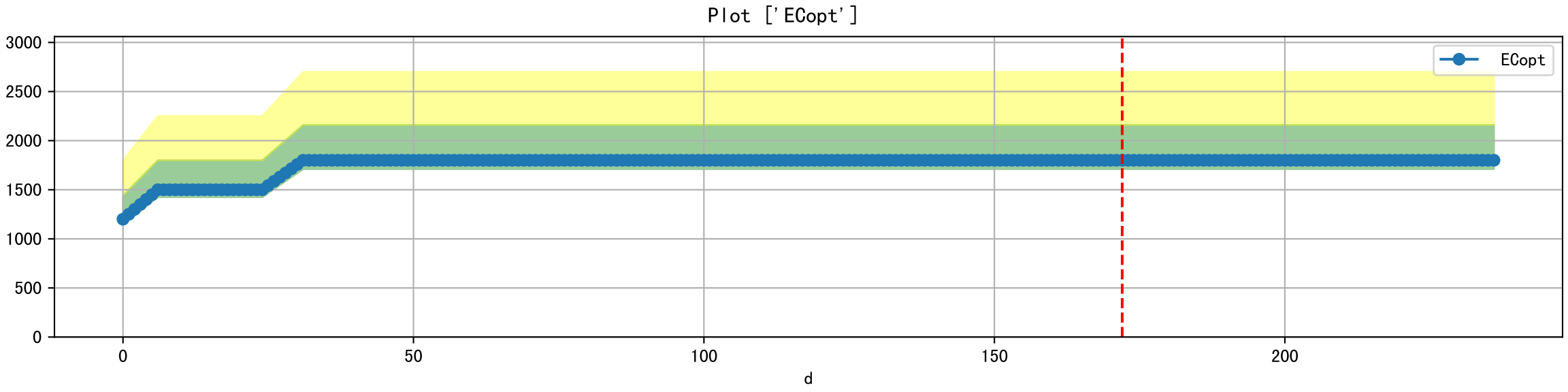
Plot ['ECopt']
ECopt
3000
2500
2000
1500
1000
500
0
0
50
100
150
200
d

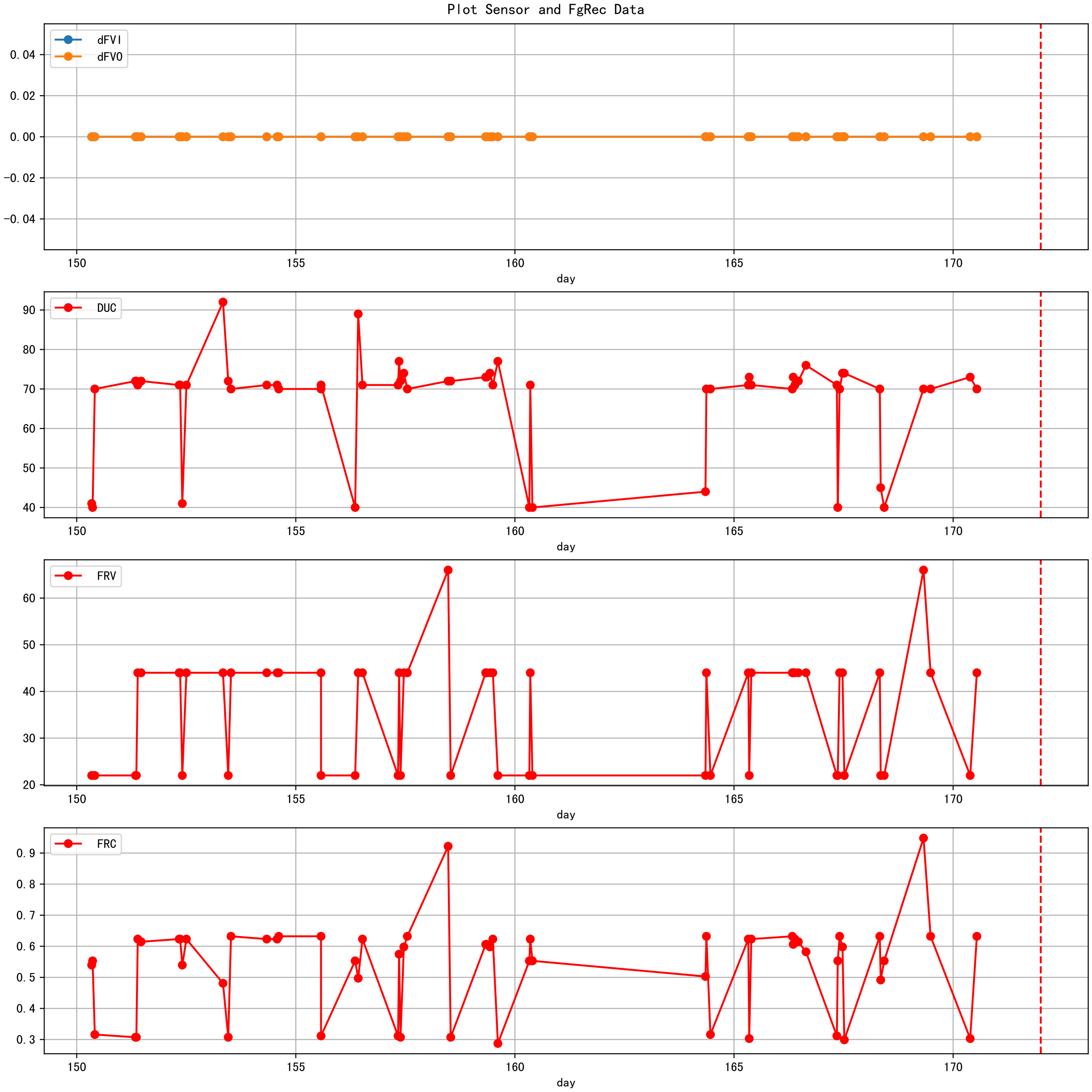
Plot Sensor and FgRec Data
dFVI
dFVO
0.04
0.02
0.00
-0.02
-0.04
150
155
160
165
170
day
DUC
90
80
70
60
50
40
FRV
60
50
40
30
20
FRC
0.9
0.8
0.7
0.6
0.5
0.4
0.3

Plot [['ETcA_VN', 'ETcA_ws'], ['ETcB_VN', 'ETcB_ws']]

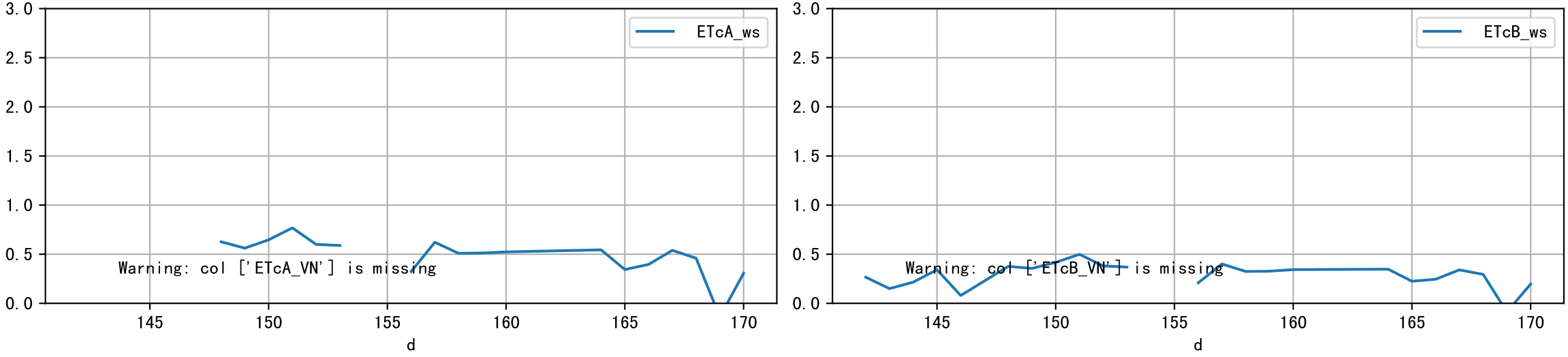

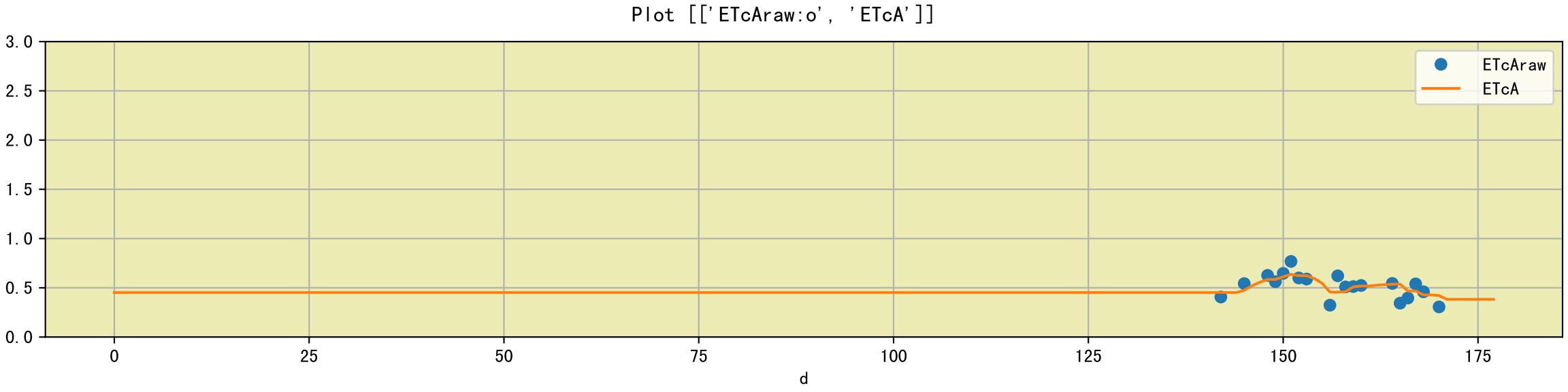
Plot [['ETcAraw:o', 'ETcA']]
ETcAraw
ETcA
3.0
2.5
2.0
1.5
1.0
0.5
0.0
0
25
50
75
100
125
150
175
d

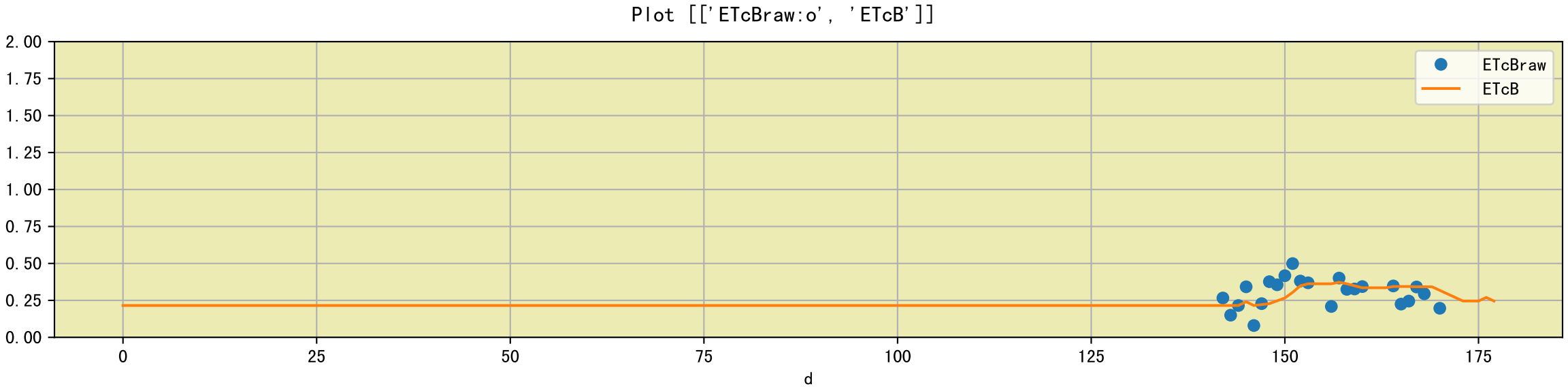
Plot [['ETcBraw:o', 'ETcB']]
2.00
1.75
1.50
1.25
1.00
0.75
0.50
0.25
0.00
0
25
50
75
100
125
150
175
d
ETcBraw
ETcB

l'], ['T', 'optT'], ['RH', 'optRH'], ['ETcl', 'optETcl'], ['ETcldef', 'optETcldef'], ['ETol', 'optETol'], 'LAI', ['optEtRate', 'optEtRateDef', '

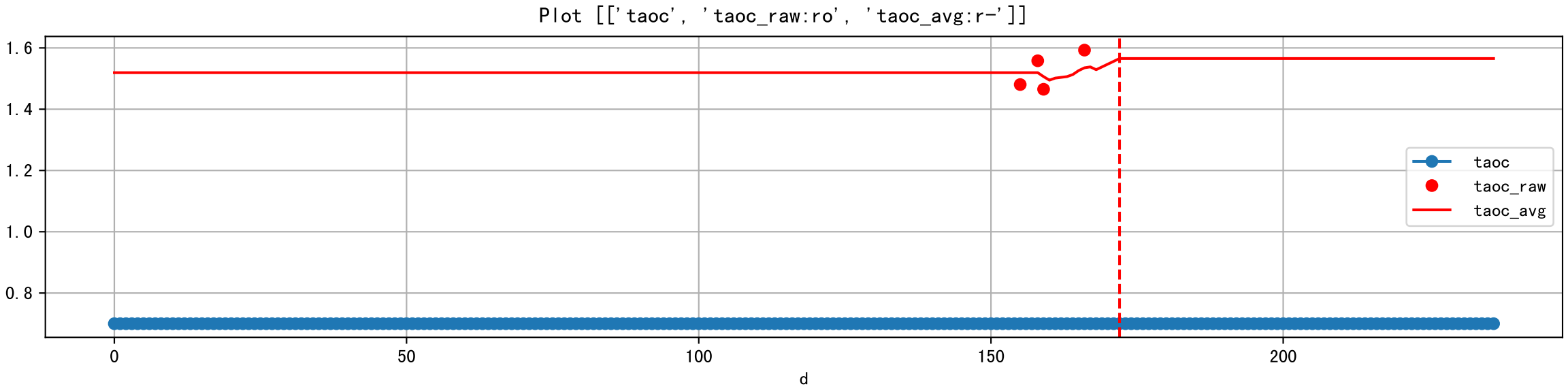
Plot [['taoc', 'taoc_raw:ro', 'taoc_avg:r-']]
1.6
1.4
1.2
1.0
0.8
0
50
100
150
200
d
taoc
taoc_raw
taoc_avg

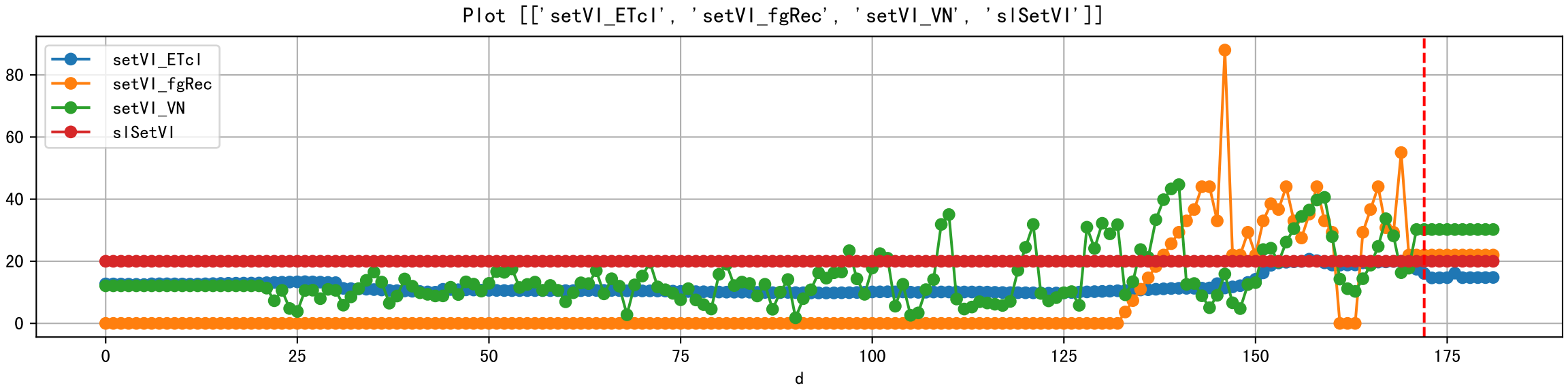
Plot [['setVI_ETcl', 'setVI_fgRec', 'setVI_VN', 'slSetVI']]
setVI_ETcl
setVI_fgRec
setVI_VN
slSetVI
80
60
40
20
0
0
25
50
75
100
125
150
175
d

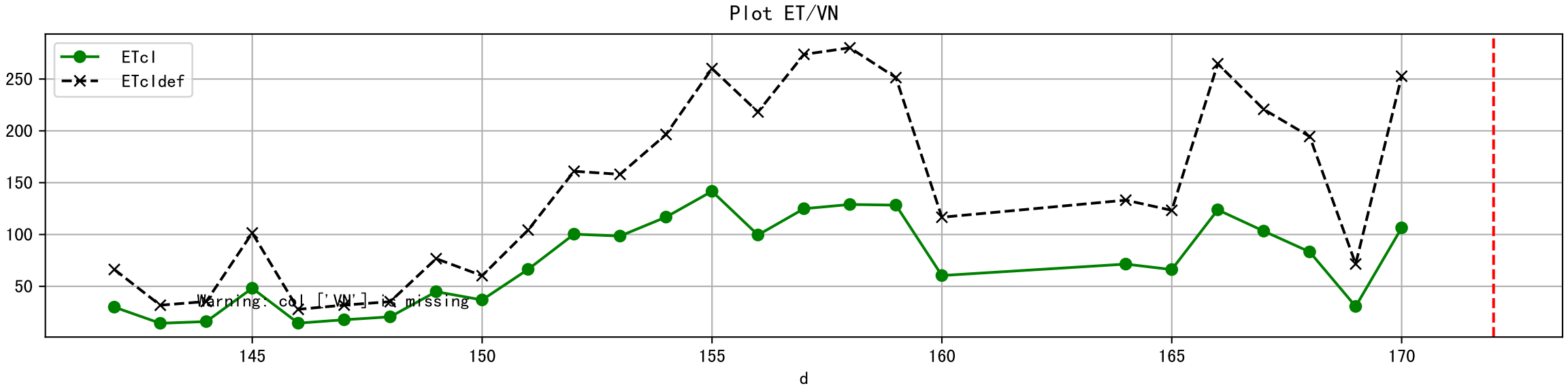
Plot ET/VN
ETcl
ETcldef
Warning: col ['VN'] is missing
250
200
150
100
50
145
150
155
160
165
170
d

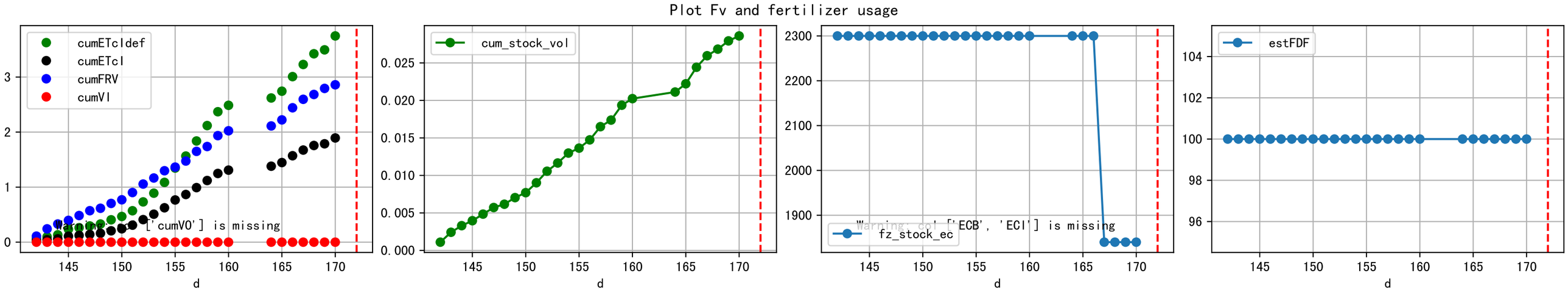
Plot Fv and fertilizer usage
cumETcIdef
cumETcI
cumFRV
cumVI
Warning: col ['cumVO'] is missing
d
cum_stock_vol
d
fz_stock_ec
Warning: col ['ECB', 'ECI'] is missing
d
estFDF
d

Fertilizer Range Source: kerleyL, kerleyH, UnivFL, TNAI, Haifa

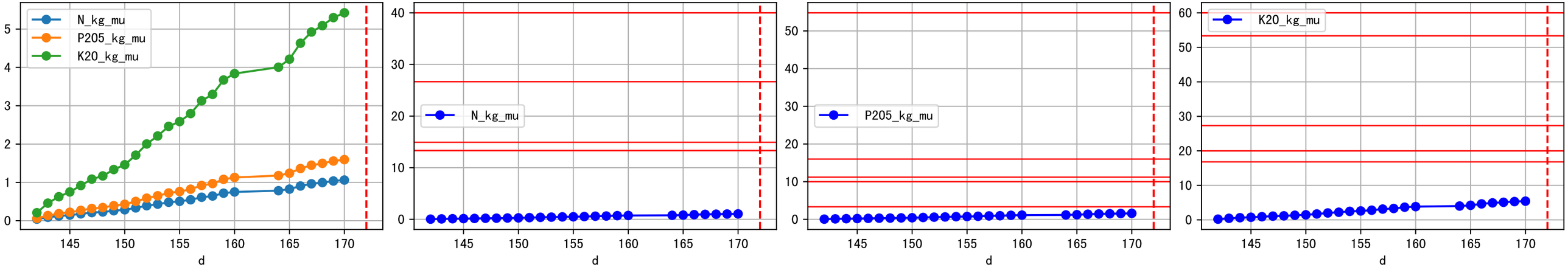

Trend plot forL1AC2_C2

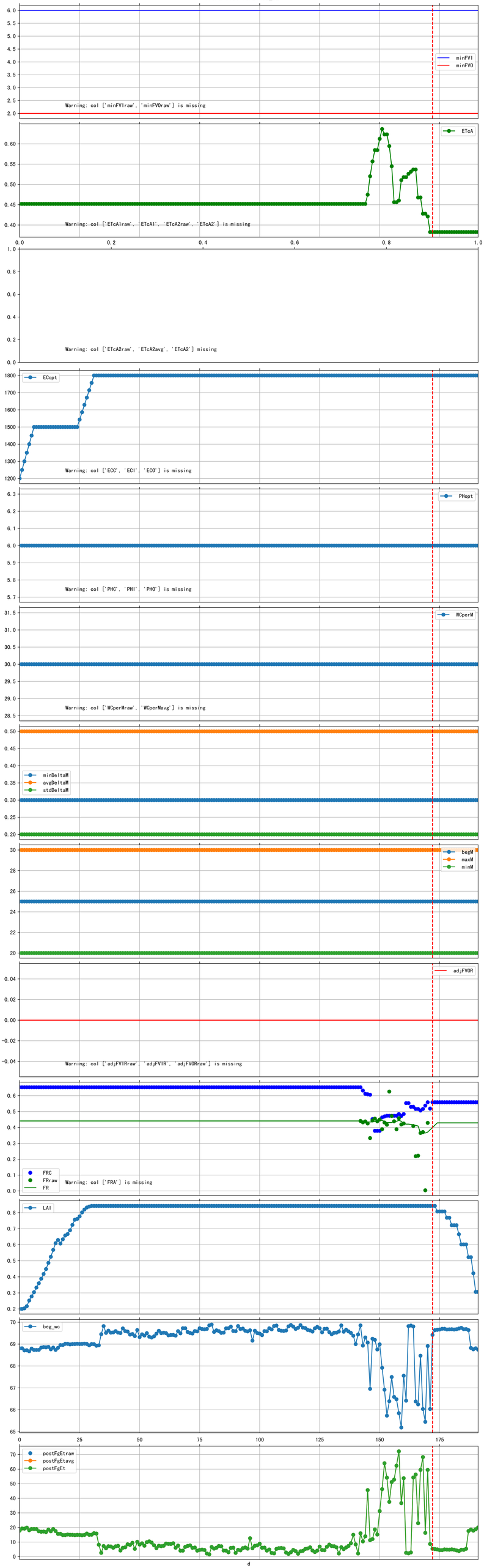

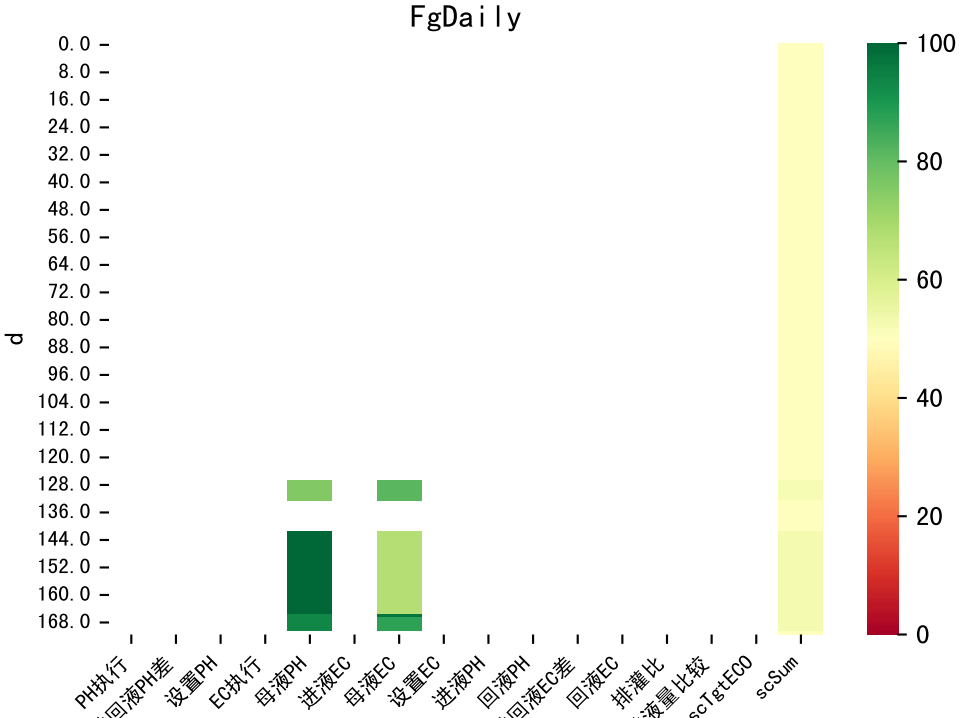
FgDaily
d
0.0
8.0
16.0
24.0
32.0
40.0
48.0
56.0
64.0
72.0
80.0
88.0
96.0
104.0
112.0
120.0
128.0
136.0
144.0
152.0
160.0
168.0
PH执行
回液PH差
设置PH
EC执行
母液PH
进液EC
母液EC
设置EC
进液PH
回液PH
回液EC差
回液EC
排灌比
液量比较
scTgtEC0
scSum
100
80
60
40
20
0

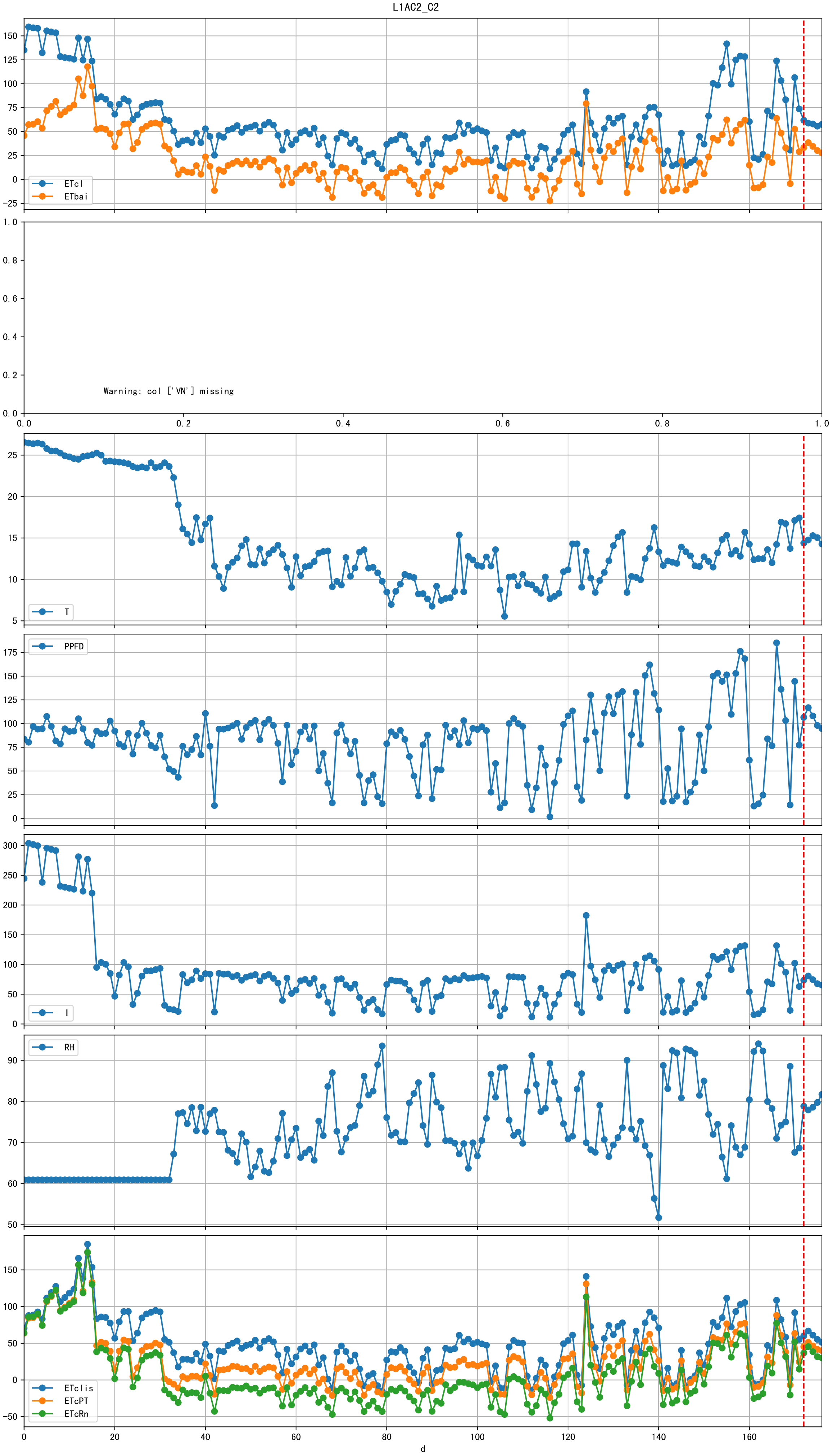
L1AC2_C2
ETcl
ETbai
Warning: col ['VN'] missing
T
PPFD
I
RH
ETclis
ETcPT
ETcRn
d

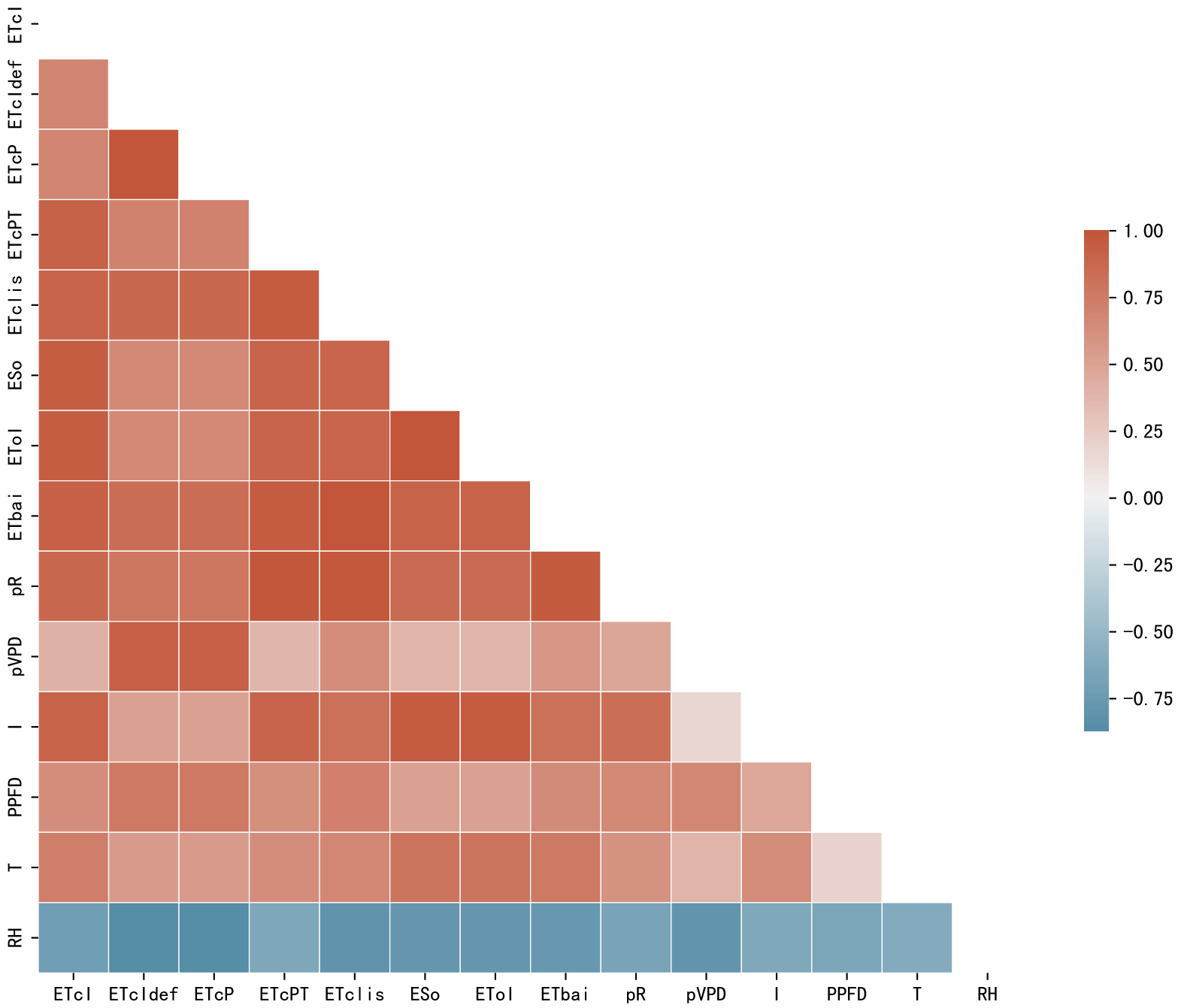
ETcI
ETcIdef
ETcP
ETcPT
ETclis
ESo
ETol
ETbai
pR
pVPD
I
PPFD
T
RH
1.00
0.75
0.50
0.25
0.00
−0.25
−0.50
−0.75

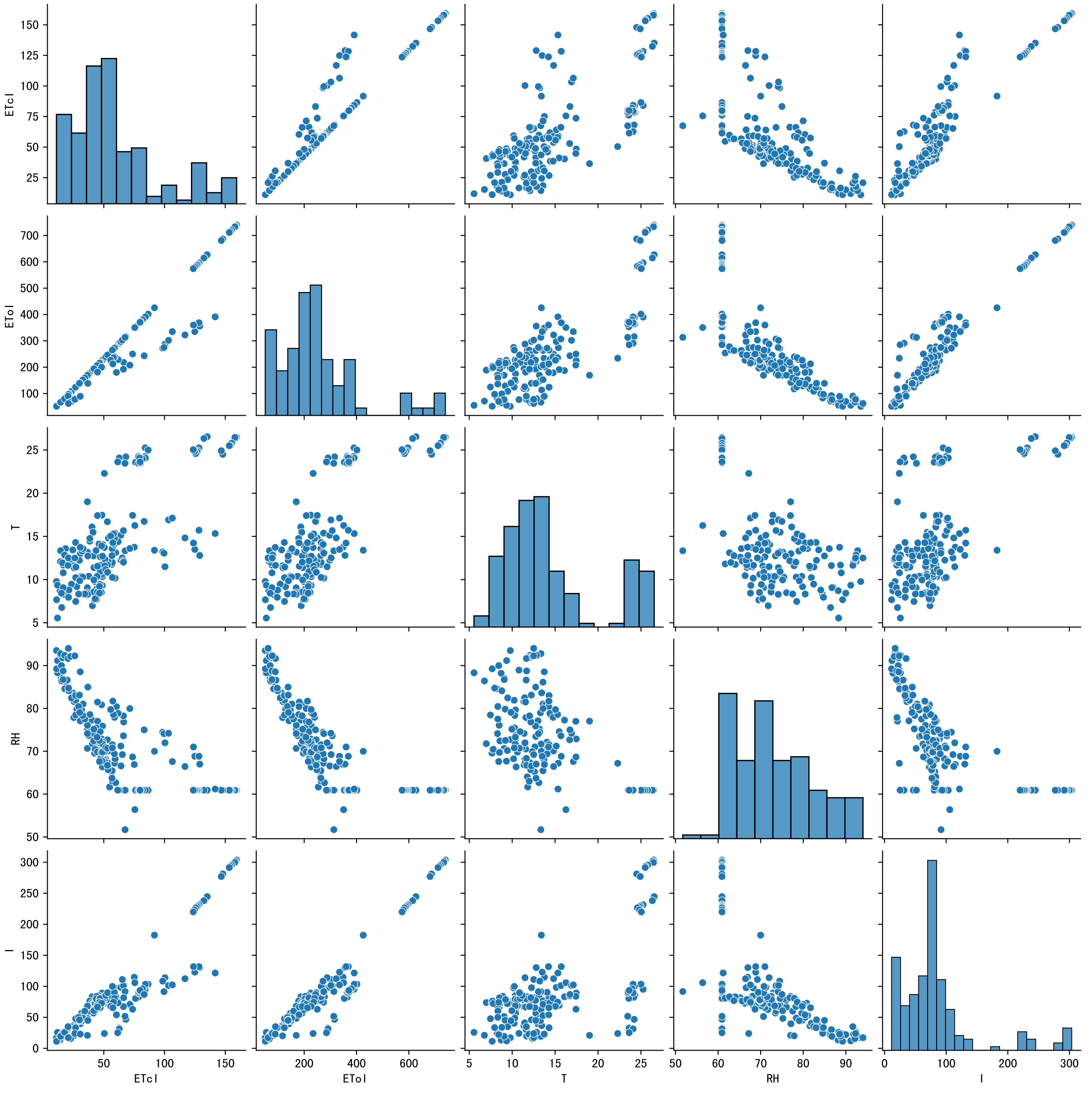
ETcl
ETol
T
RH
I
ETcl
ETol
T
RH
I

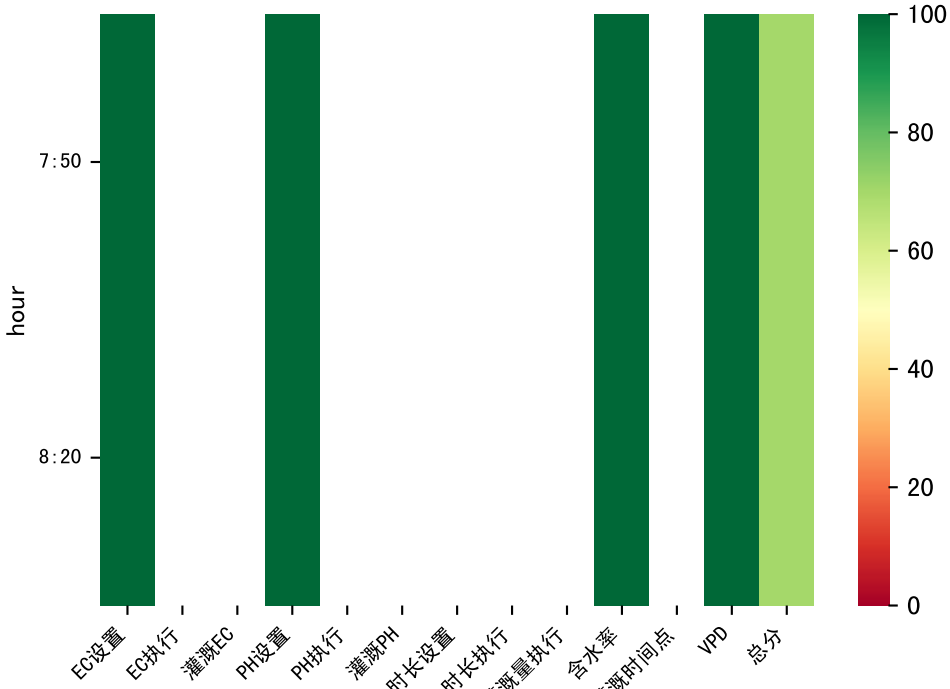
hour
7:50
8:20
EC设置
EC执行
灌溉EC
PH设置
PH执行
灌溉PH
时长设置
时长执行
灌溉量执行
含水率
灌溉时间点
VPD
总分
100
80
60
40
20
0

L1AC2

A阀开关时间(秒)	B阀开关
, '关': 14, '占空比': 50.0}, {'开': 35, '关': 44, '占空比': 50.0}]	[{'开': 15, '关': 24, '占空比': 50.0},
, '关': 14, '占空比': 50.0}, {'开': 35, '关': 44, '占空比': 50.0}]	[{'开': 15, '关': 24, '占空比': 50.0},

L1AC2_C2, Day=172 (2026-03-27)

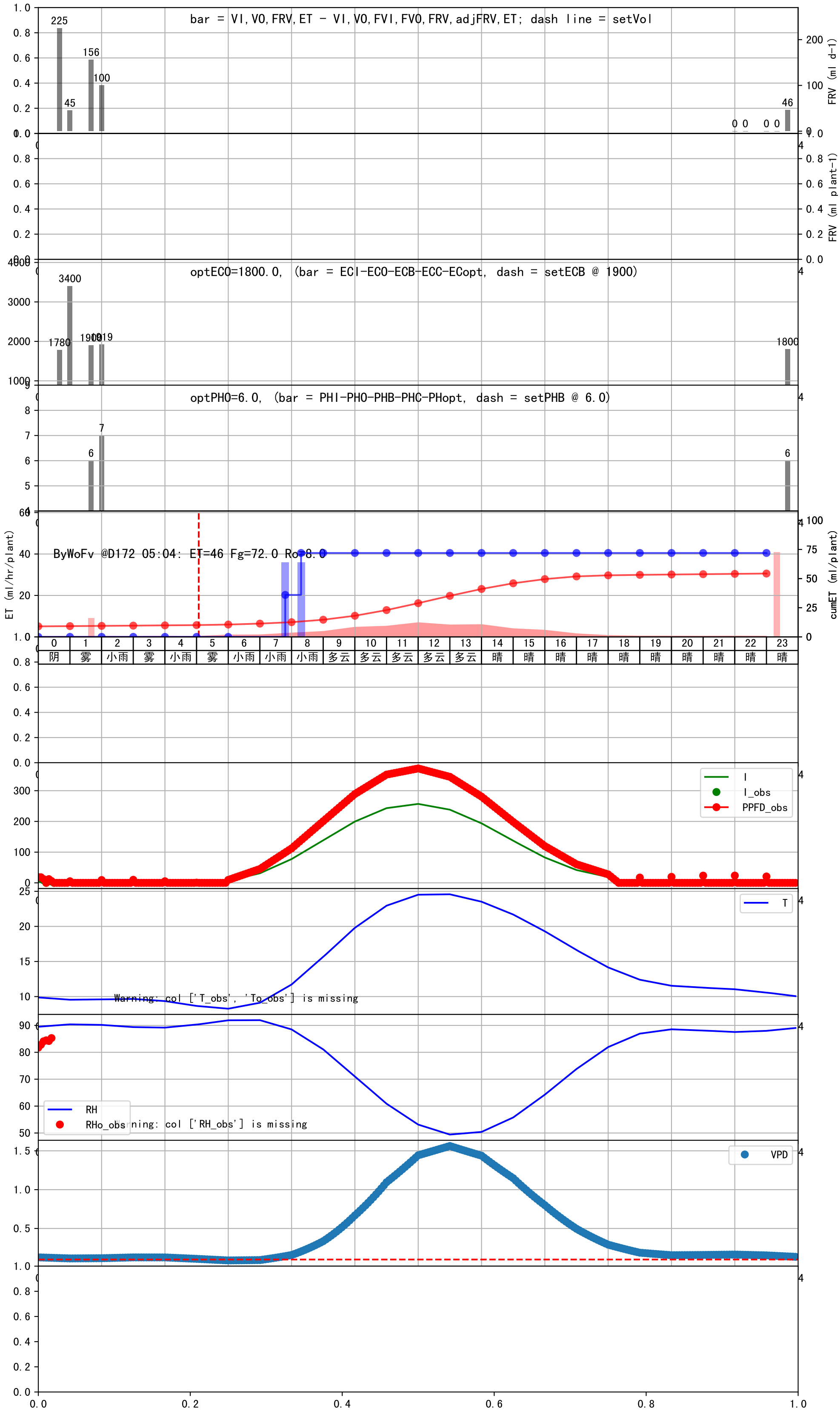

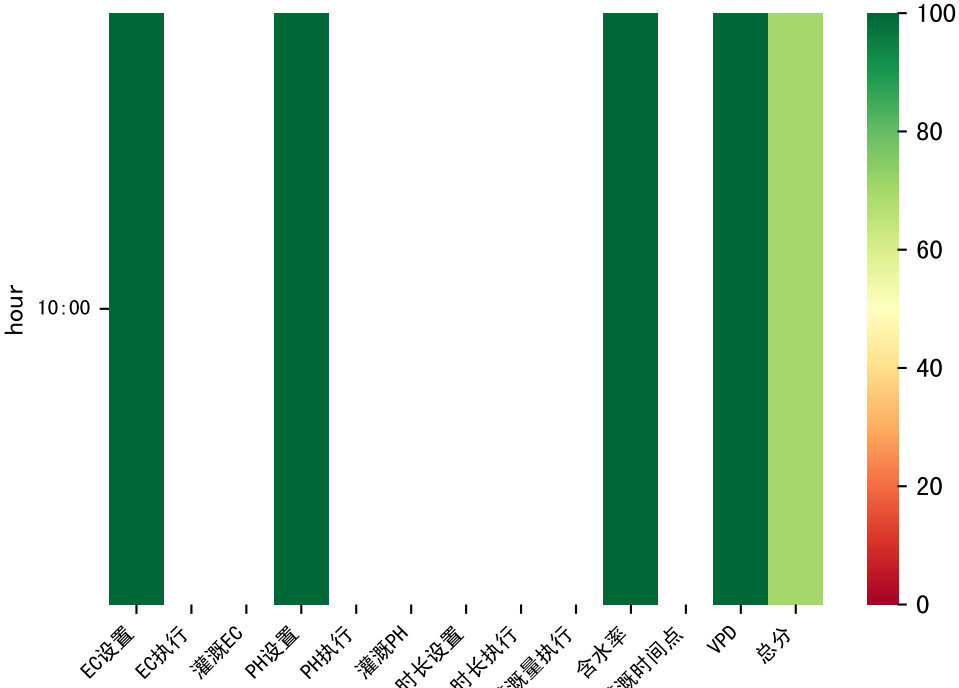
hour
10:00
EC设置
EC执行
灌溉EC
PH设置
PH执行
灌溉PH
时长设置
时长执行
灌溉量执行
含水率
灌溉时间点
VPD
总分
100
80
60
40
20
0

L1AC2

A阀开关时间(秒)	B阀
开': 5, '关': 14, '占空比': 50.0}, {'开': 35, '关': 44, '占空比': 50.0}]	[{'开': 15, '关': 24, '占空比': 50

L1AC2_C2, Day=171 (2026-03-26)

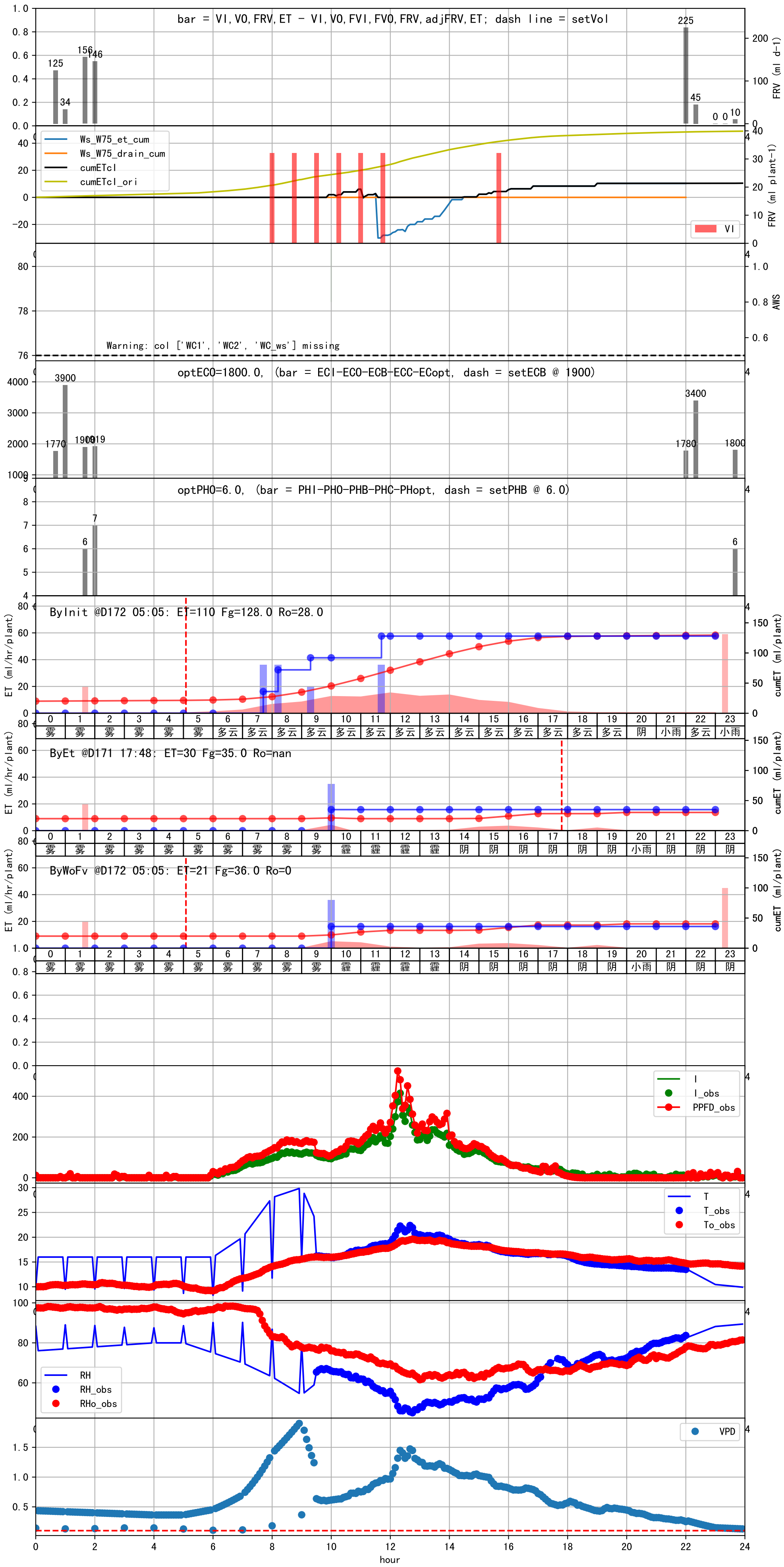

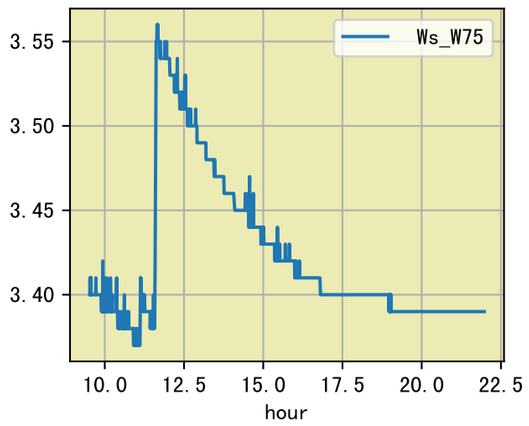
Ws_W75
3.55
3.50
3.45
3.40
10.0
12.5
15.0
17.5
20.0
22.5
hour

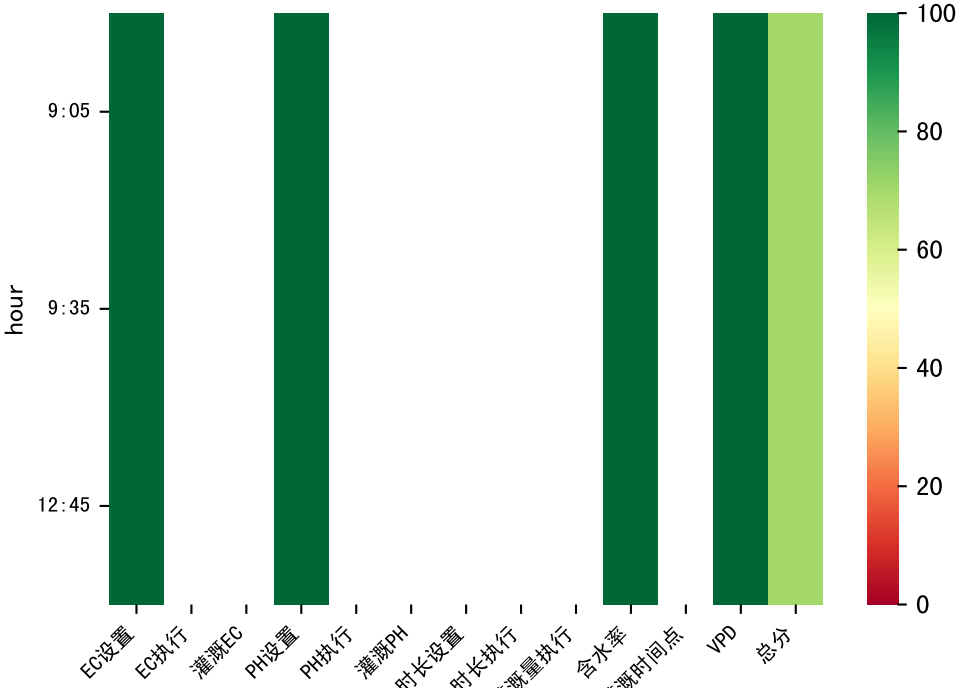
hour
9:05
9:35
12:45
EC设置
EC执行
灌溉EC
PH设置
PH执行
灌溉PH
时长设置
时长执行
灌溉量执行
含水率
灌溉时间点
VPD
总分
100
80
60
40
20
0

L1AC2

A阀开关时间(秒)	
[{'开': 5, '关': 14, '占空比': 50.0}, {'开': 35, '关': 44, '占空比': 50.0}]	[{'开': 15, '关': 24, '占空比'
[{'开': 5, '关': 14, '占空比': 50.0}, {'开': 35, '关': 44, '占空比': 50.0}]	[{'开': 15, '关': 24, '占空比'
[{'开': 5, '关': 14, '占空比': 50.0}, {'开': 35, '关': 44, '占空比': 50.0}]	[{'开': 15, '关': 24, '占空比'

施肥机灌溉量与预期值不符 (44.0 : 35.0)，可能水表需要校准
默认实际灌溉35.0 ml.

L1AC2_C2, Day=170.0 (2026-03-25)

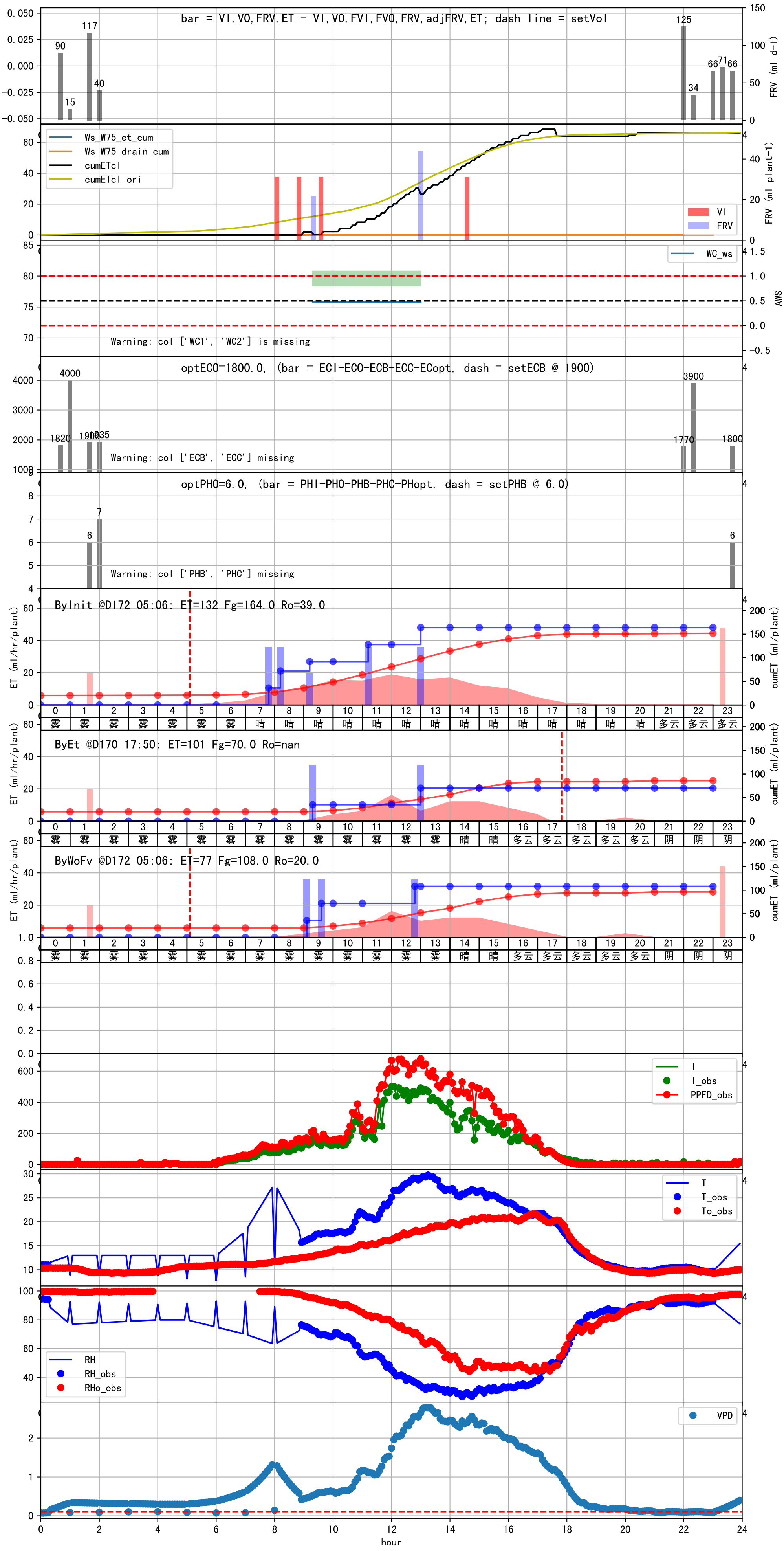

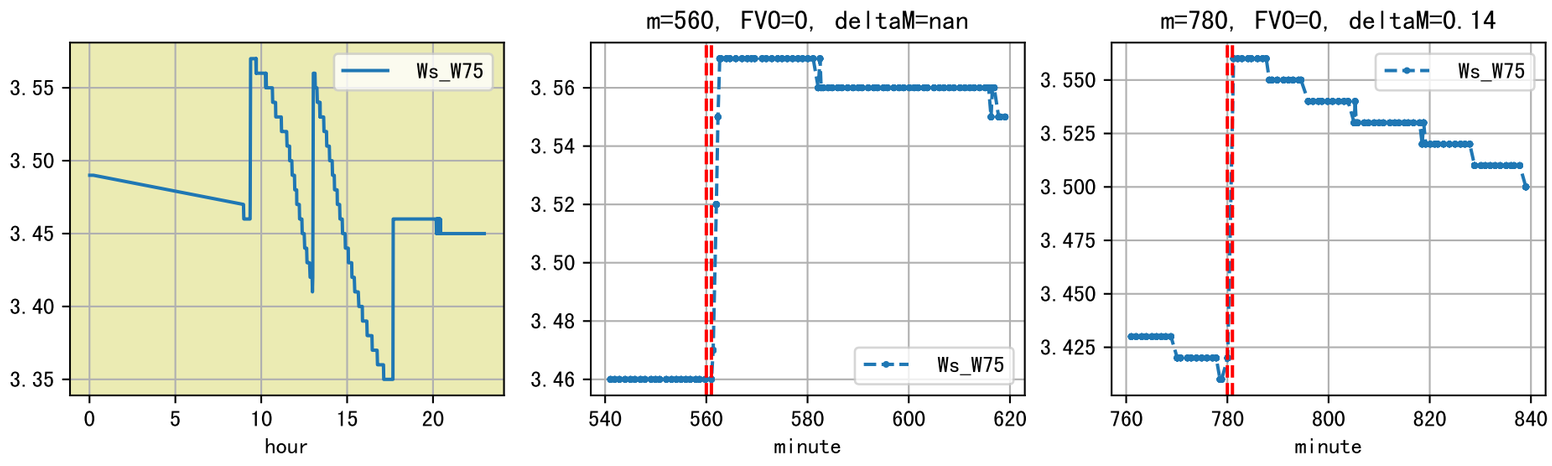
Ws_W75
3.55
3.50
3.45
3.40
3.35
0
5
10
15
20
hour
m=560, FVO=0, deltaM=nan
3.56
3.54
3.52
3.50
3.48
3.46
540
560
580
600
620
minute
Ws_W75
m=780, FVO=0, deltaM=0.14
3.550
3.525
3.500
3.475
3.450
3.425
760
780
800
820
840
minute
Ws_W75

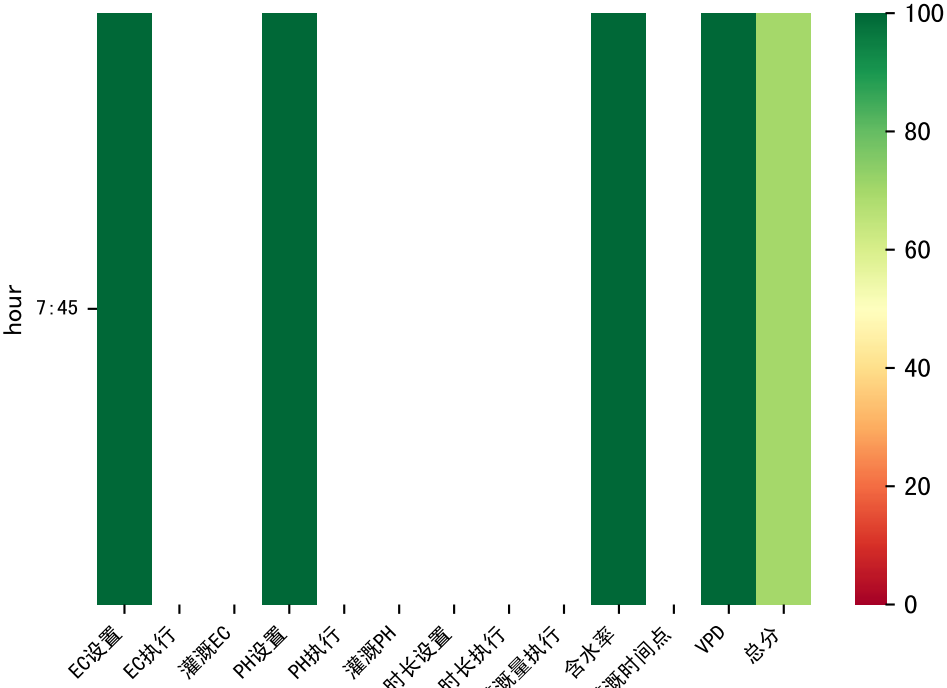
hour
7:45
EC设置
EC执行
灌溉EC
PH设置
PH执行
灌溉PH
时长设置
时长执行
灌溉量执行
含水率
灌溉时间点
VPD
总分
100
80
60
40
20
0

L1AC2

A阀开关时间(秒)	B阀
开': 5, '关': 14, '占空比': 50.0}, {'开': 35, '关': 44, '占空比': 50.0}]	[{'开': 15, '关': 24, '占空比': 50

施肥机灌溉量与预期值不符 (44.0 : 35.0)，可能水表需要校准
默认实际灌溉35.0 ml.

L1AC2_C2, Day=169.0 (2026-03-24)

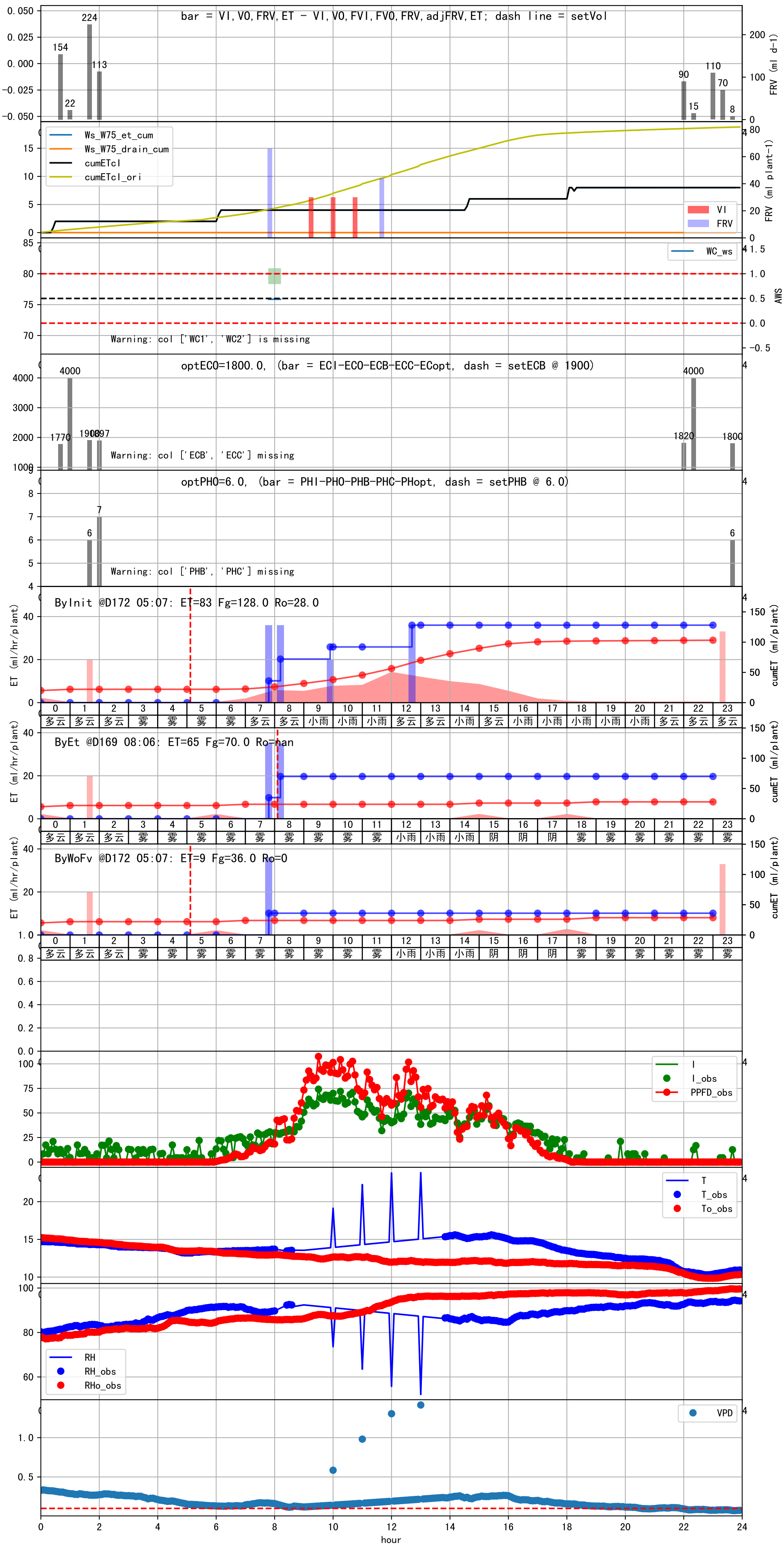

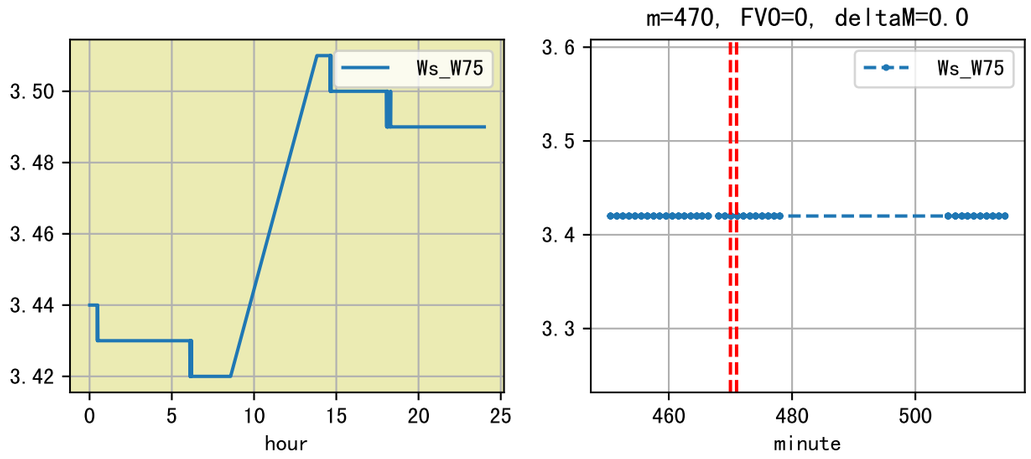
m=470, FV0=0, deltaM=0.0
Ws_W75
3.50
3.48
3.46
3.44
3.42
0
5
10
15
20
25
hour
Ws_W75
3.6
3.5
3.4
3.3
460
480
500
minute

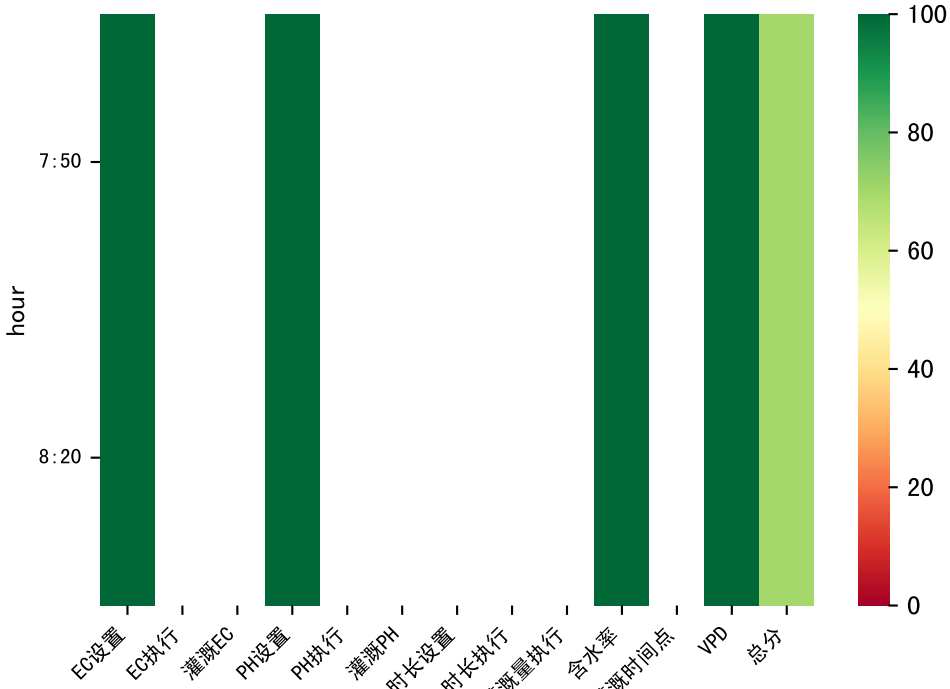
hour
7:50
8:20
EC设置
EC执行
灌溉EC
PH设置
PH执行
灌溉PH
时长设置
时长执行
灌溉量执行
含水率
灌溉时间点
VPD
总分
100
80
60
40
20
0

L1AC2

A阀开关时间(秒)	
{'开': 5, '关': 14, '占空比': 50.0}, {'开': 35, '关': 44, '占空比': 50.0}]	[{'开': 15, '关': 24, '占空比':
{'开': 5, '关': 14, '占空比': 50.0}, {'开': 35, '关': 44, '占空比': 50.0}]	[{'开': 15, '关': 24, '占空比':

上次灌溉流速比过去5天平均小 (0.55 vs 0.61)，可能管道压力异常或有管道堵塞
默认实际灌溉20.0 ml.

L1AC2_C2, Day=168.0 (2026-03-23)

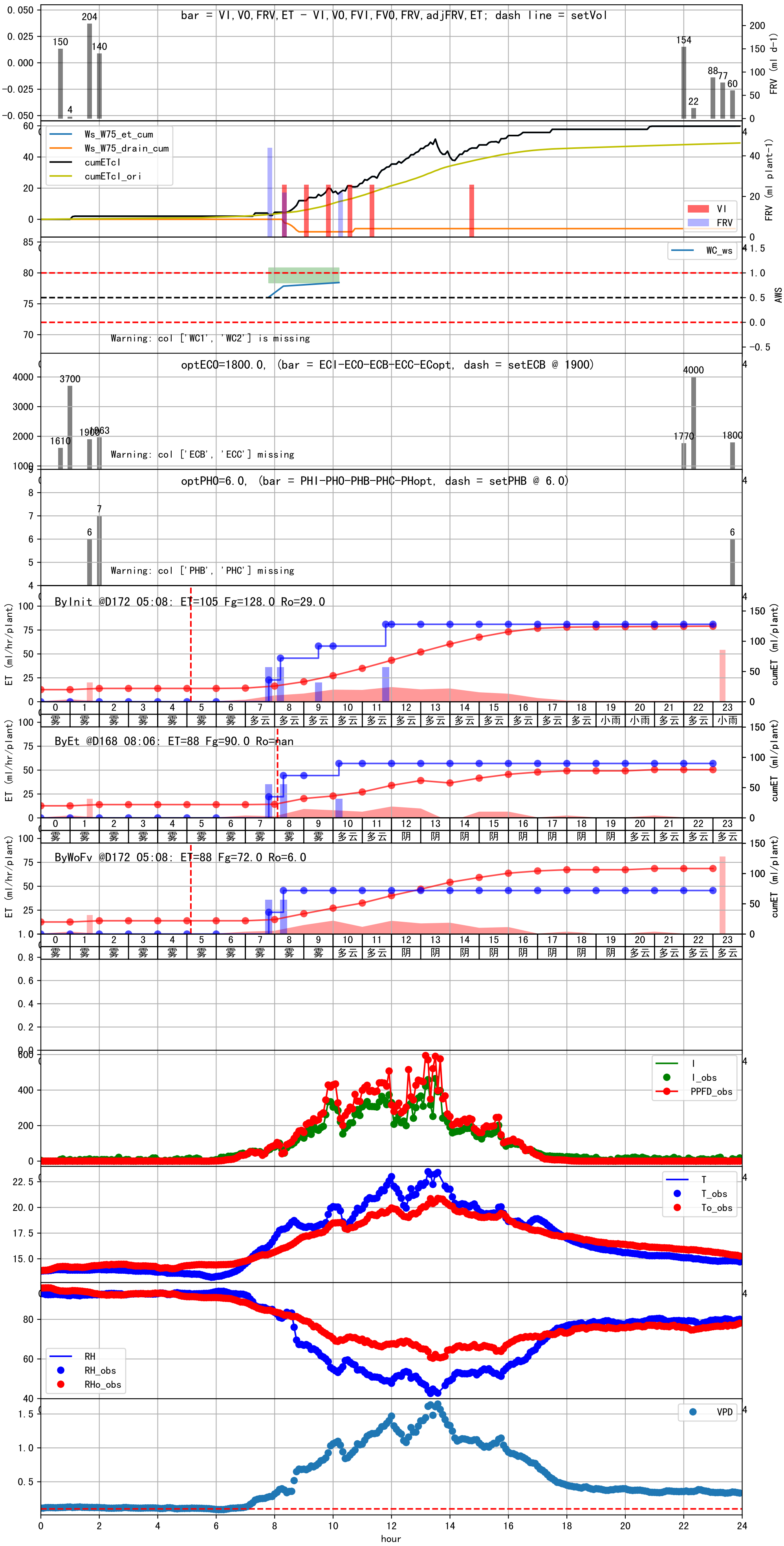

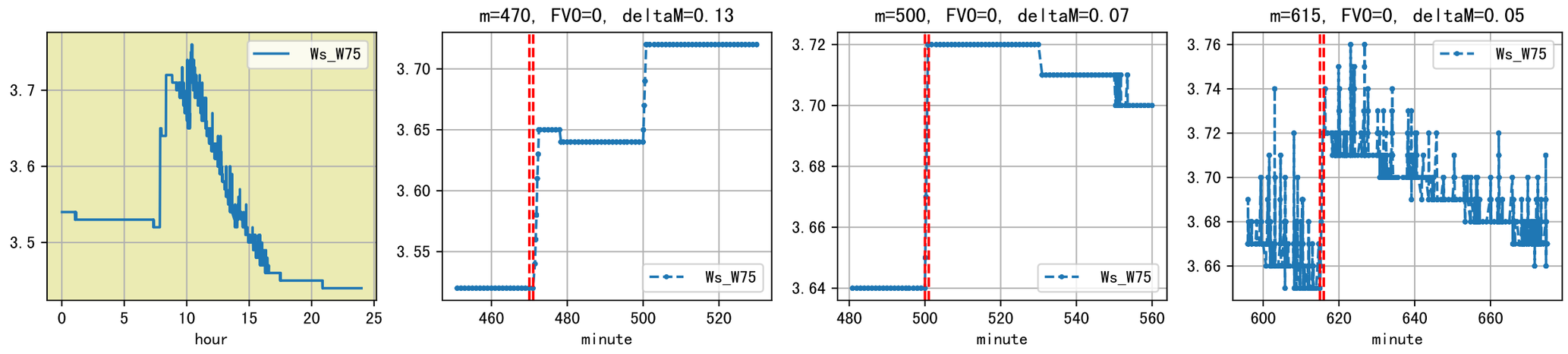
Ws_W75
3.7
3.6
3.5
0
5
10
15
20
25
hour
m=470, FVO=0, deltaM=0.13
3.70
3.65
3.60
3.55
460
480
500
520
minute
Ws_W75
m=500, FVO=0, deltaM=0.07
3.72
3.70
3.68
3.66
3.64
480
500
520
540
560
minute
Ws_W75
m=615, FVO=0, deltaM=0.05
3.76
3.74
3.72
3.70
3.68
3.66
600
620
640
660
minute
Ws_W75